

Covid-19 Insights Devon

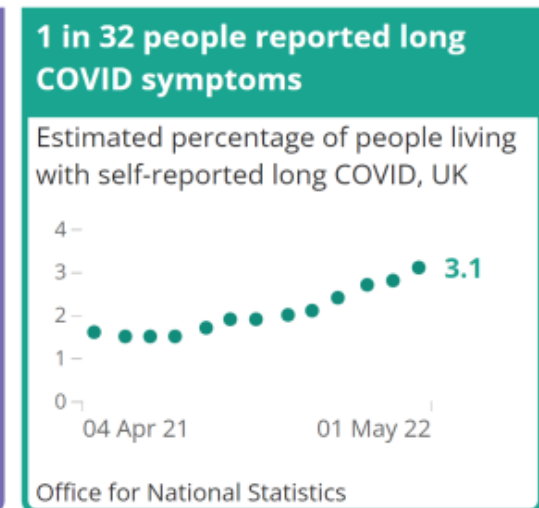
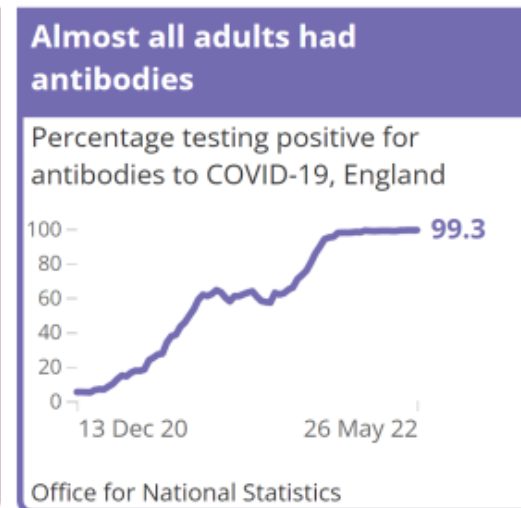
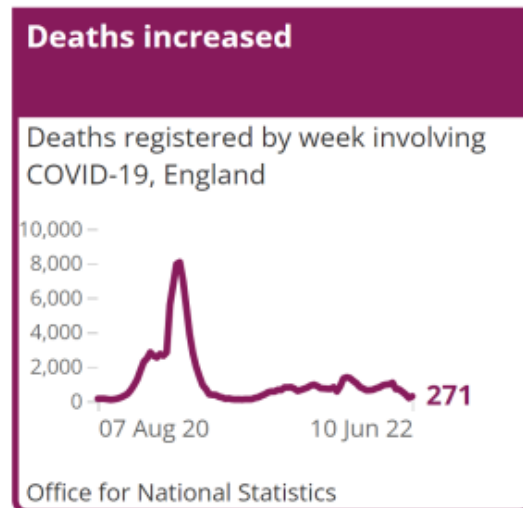
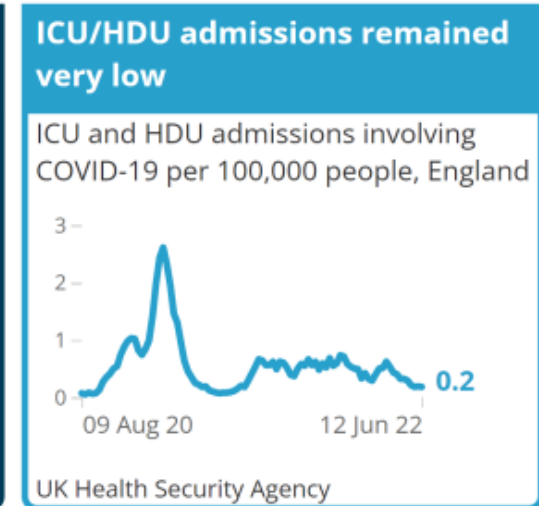
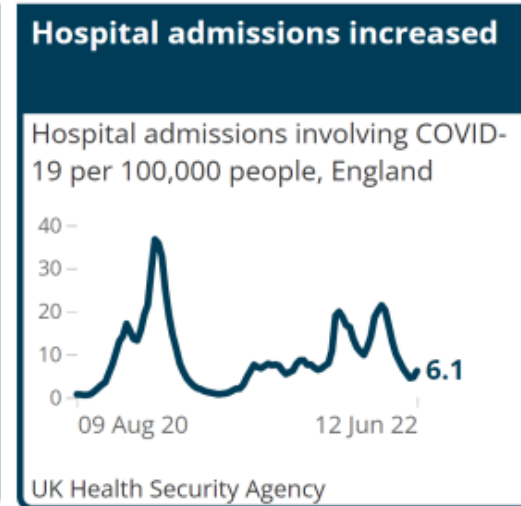
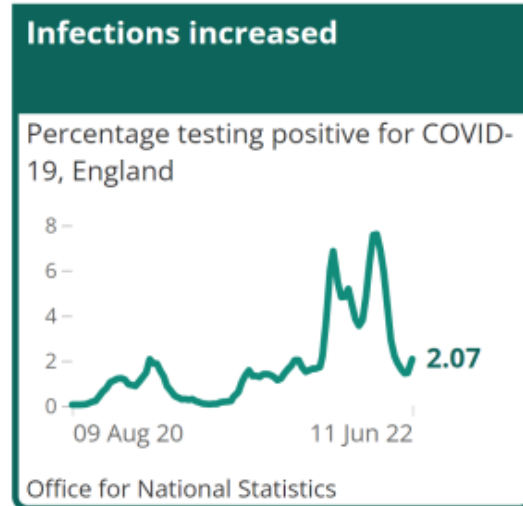
Corporate, Infrastructure and Regulatory Scrutiny Committee
23 June 2022

ONS Covid-19 Insights (national picture)

<https://www.ons.gov.uk/peoplepopulationandcommunity/healthandsocialcare/conditionsanddiseases/articles/coronaviruscovid19/latestinsights>

Comparisons Infections Hospitals Deaths Vaccines Antibodies Lifestyle

At a national level this page summarises and links to a number of different reliable sources of intelligence on Covid-19

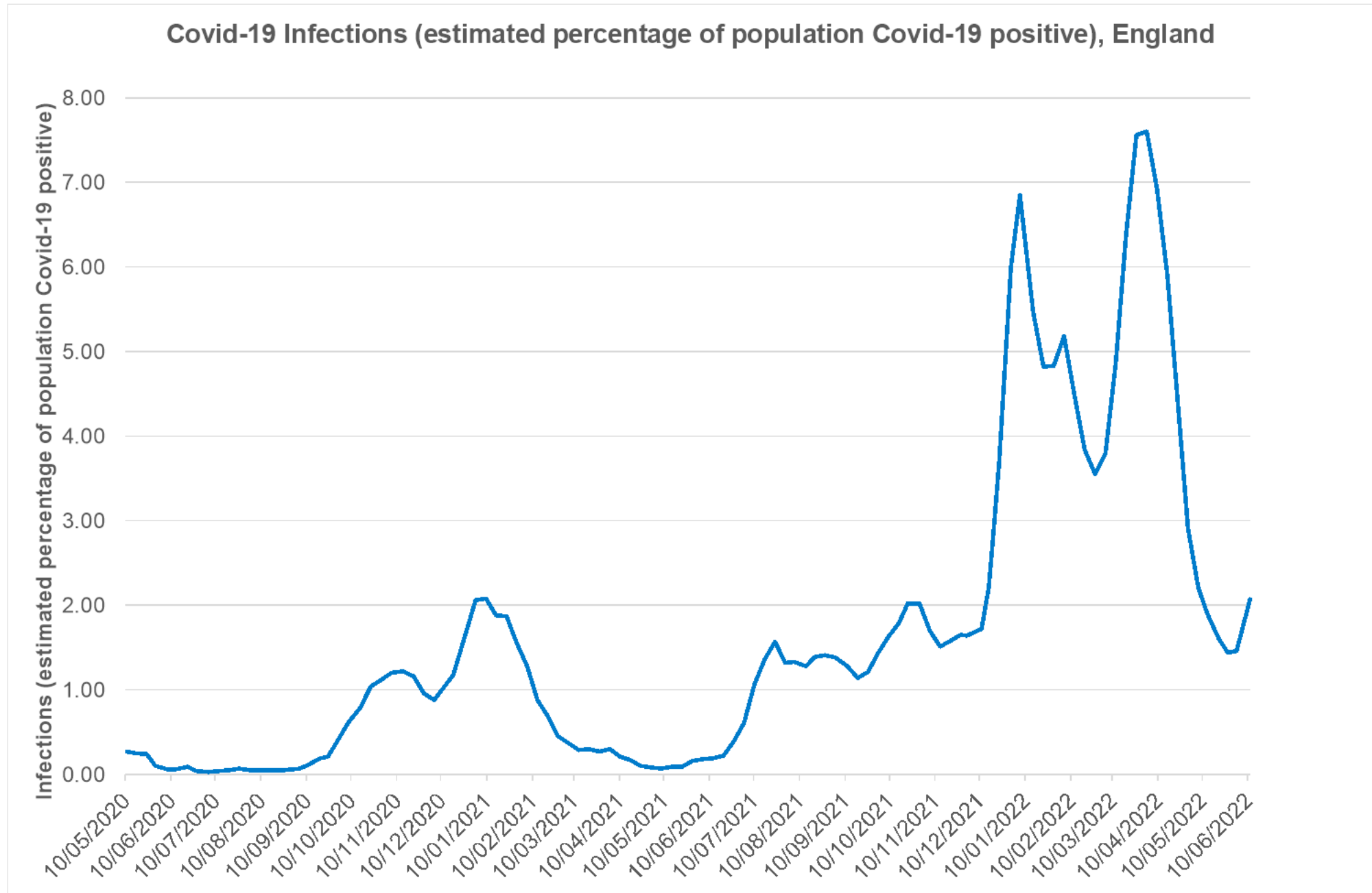


ONS infection survey (week to 11th June 2022)

<https://www.ons.gov.uk/peoplepopulationandcommunity/healthandsocialcare/conditionsanddiseases/bulletins/coronaviruscovid19infectionsurveypilot/latest>

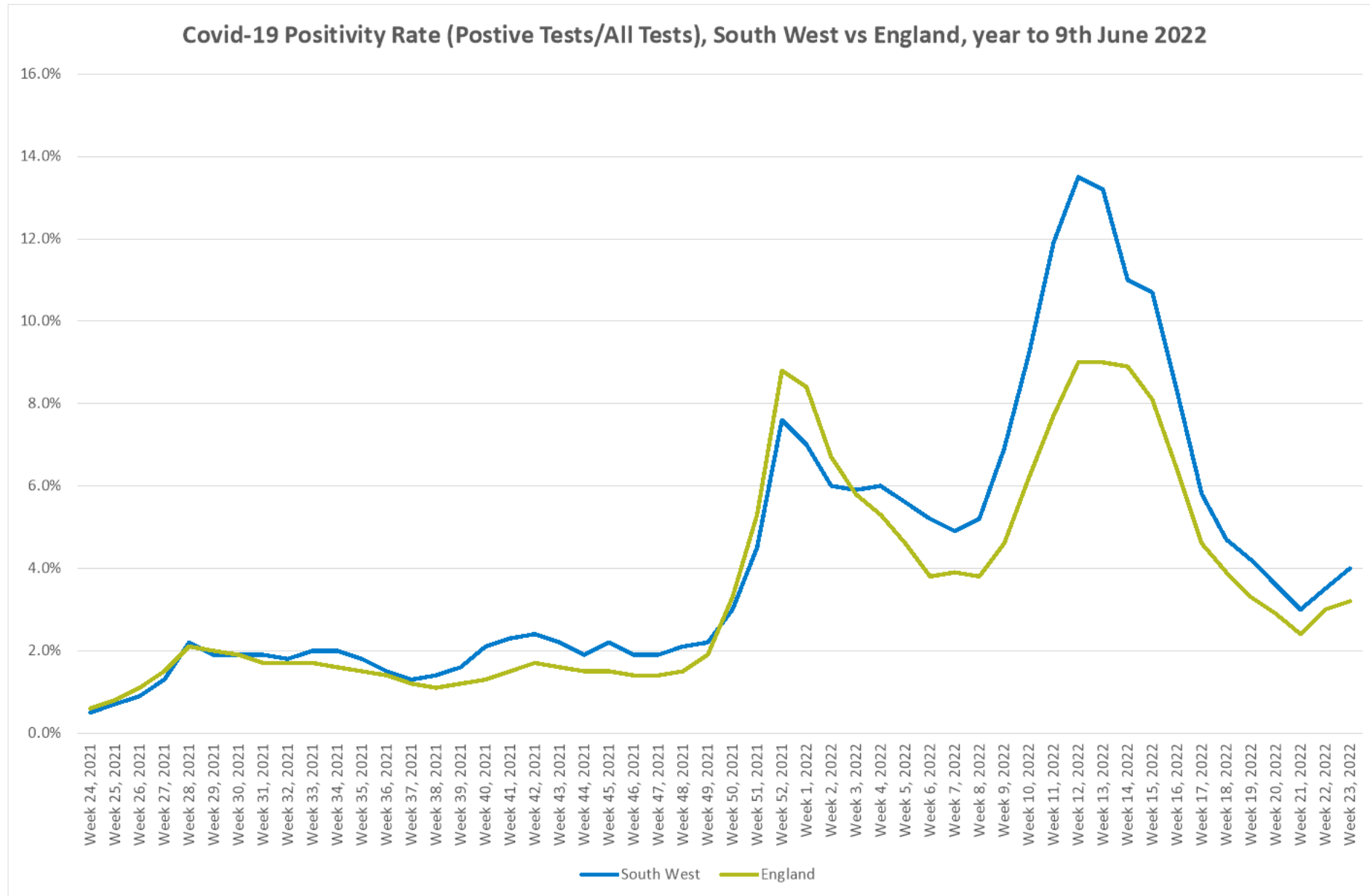
Area	Estimated % of population positive	Ratio
Devon CC excluding South Hams	2.33% (1.79% to 3.03%)	1 in 45 (‘1 in 35’ to ‘1 in 55’)
Plymouth, Torbay and South Hams	2.37% (1.77% to 3.14%)	1 in 40 (‘1 in 30’ to ‘1 in 55’)
Cornwall and Isles of Scilly	2.22% (1.66% to 2.94%)	1 in 45 (‘1 to 35’ to ‘1 in 60’)
England	2.07% (1.96% to 2.19%)	1 in 50 (‘1 to 45’ to ‘1 in 50’)

Percentage of population with Covid-19



Positivity Rate SW (Positive Tests/All Tests)

<https://www.gov.uk/government/statistics/national-flu-and-covid-19-surveillance-reports-2021-to-2022-season>



Other Headlines

- Covid-19 specific deaths, and Covid-19 patients in high dependency or intensive care units remain low
- Current total deaths in line with seasonal averages
- Around 1 in 45 people are currently affected by Long Covid (symptoms 12+ weeks after first infection)
- Omicron sub-variants BA.4 and BA.5 increasing and now account for majority of cases. 57.4% in week ending 11th June compared with 42.0% in previous week
- 79 Covid-19 cases in Devon hospitals (33 Royal Devon, 42 Derriford, 4 Torbay), with two in high dependency beds