

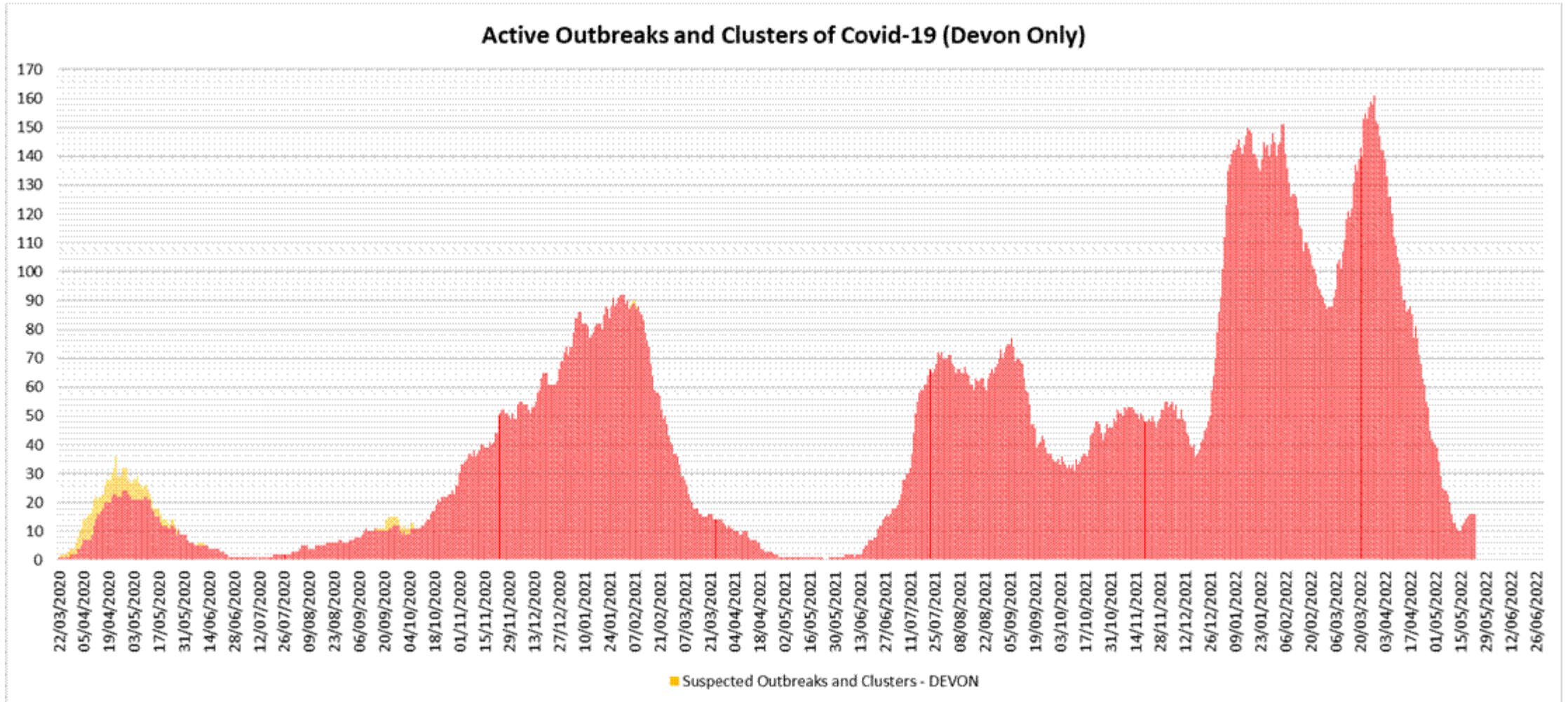


# **‘Learning to Live with Covid-19’ in Adult Social Care**

**Team Devon:  
Local Outbreak Engagement Board**

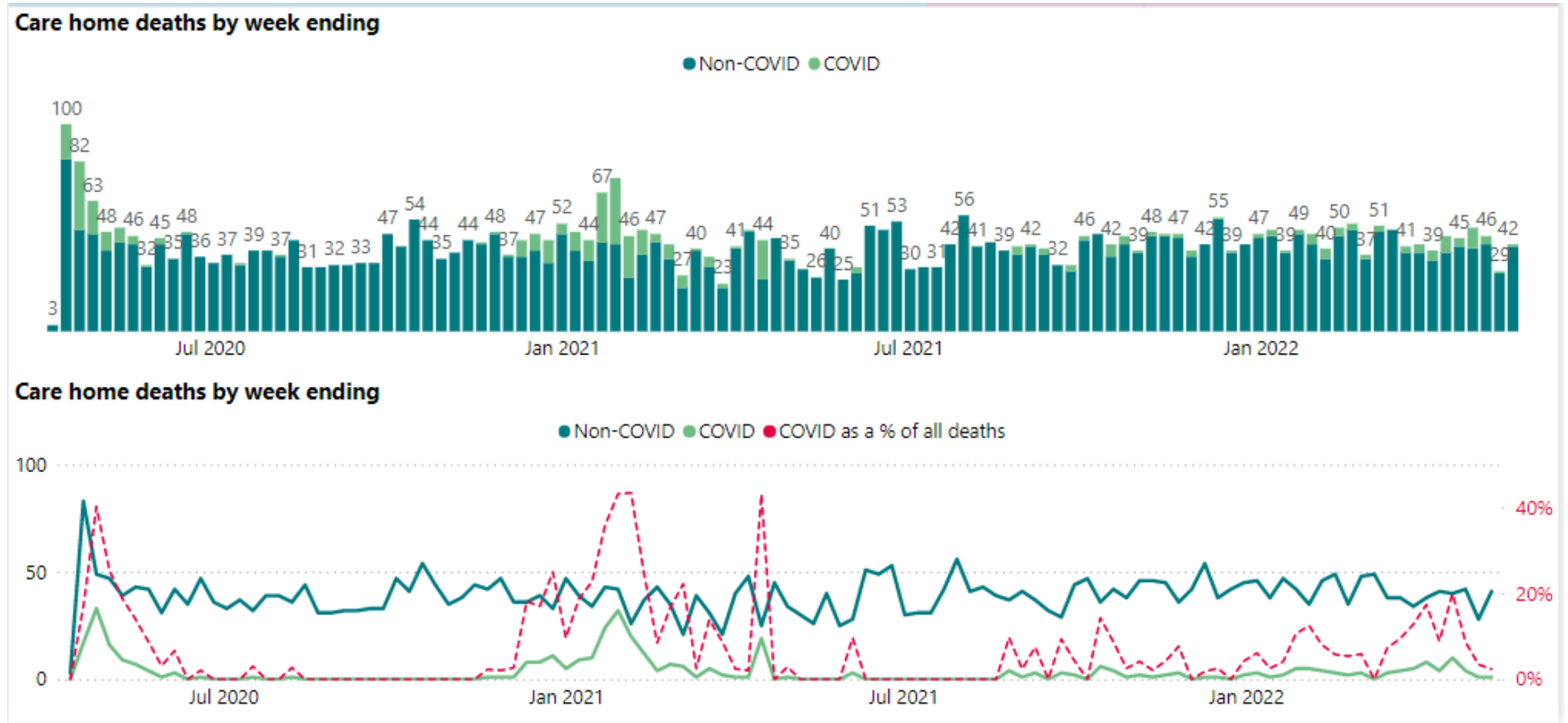
**24<sup>th</sup> May 2022**

# Outbreaks in care settings in Devon



Outbreaks of Covid-19 in care settings have reduced to their lowest level since this time last year.

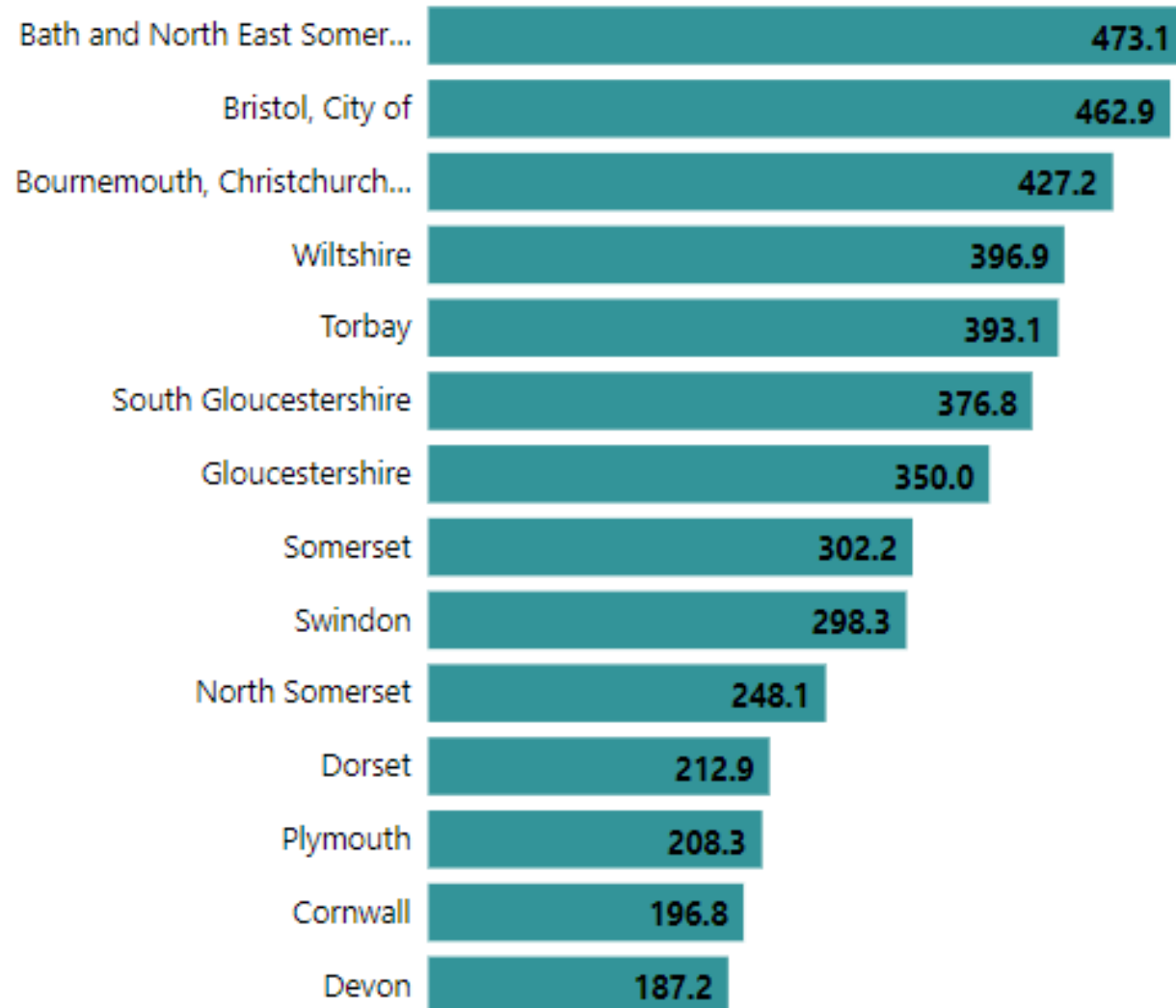
# Deaths of residents in their care home in Devon



Fatalities were concentrated in waves 1 and 2 while at lower levels over a longer period in wave 3.

# Comparative fatalities in care settings

COVID-19 Care Home deaths rate per 100k of 65+ population by LA



Fatalities from Covid-19 in care homes relative to the 65+ population in Devon have been the lowest in the region and among the lowest in the country:

- Devon was less impacted by the first wave of the pandemic.
- Our care homes put Infection Prevention and Control measures in place sooner than most and have high uptake of vaccinations.
- Our whole system support to care providers has been well-managed, well-funded, evidence-based and co-produced.

# Support from the Devon health and care system

## Financial Support:

- Infection Control Fund
- Rapid Testing Fund
- Workforce Capacity Fund
- Hospital Discharge Fund
- **Free PPE**
- DCC market sustainability funding

## Outbreak Management:

- **Outbreak Control Teams** chaired by CSMs
- **Collaborative approach involving DCC PH, ASC, CCG and UKHSA**
- **Public Health TMG led Health Protection Response Hub**
- **Specialist ASC advice from Tactical Provider Response Team**
- **DCC agency staff deployment to outbreak settings**
- **24/7 on-call support**

## Infection Prevention and Control:

- **Up-to-date guidance online with weekly newsletters**
- **Virtual or face-to-face IPC visits**
- **IPC training by IPC nurses**
- **Online provider fora** and topic-focussed webinars
- **Specialist IPC Nurse, PH consultant advice**
- **Outbreak early intervention and monitoring via OCT process**

## Local authority led:

- **PPE distribution**
- **Care sector testing**
- **Care sector vaccine promotion of take-up with bespoke offers**
- **Data intelligence: monitoring, analysis, and insight**
- **Case, Cluster and Outbreak management by ASC and PH**
- **Local Test and Trace, Isolation and Shielding support**

Support to care providers has been comprehensive, **continues**, and is done with, not to.

# Uptake of Covid-19 vaccinations in care settings

## Older Adult Care Homes

| Residents |                 |                      |                 |                      |                   |                        |
|-----------|-----------------|----------------------|-----------------|----------------------|-------------------|------------------------|
| UTLA      | Residents dose1 | Residents dose1 rank | Residents dose2 | Residents dose2 rank | Residents booster | Residents booster rank |
| England   | 96%             | 80                   | 95%             | 78                   | 90%               | 72                     |
| Devon     | 97%             | 29                   | 97%             | 28                   | 94%               | 13                     |
| Plymouth  | 98%             | 7                    | 98%             | 7                    | 95%               | 10                     |
| Torbay    | 96%             | 63                   | 95%             | 82                   | 91%               | 51                     |

| Staff    |             |                  |             |                  |               |                    |
|----------|-------------|------------------|-------------|------------------|---------------|--------------------|
| UTLA     | Staff dose1 | Staff dose1 rank | Staff dose2 | Staff dose2 rank | Staff booster | Staff booster rank |
| England  | 95%         | 102              | 95%         | 102              | 54%           | 68                 |
| Torbay   | 95%         | 108              | 95%         | 107              | 61%           | 32                 |
| Plymouth | 99%         | 5                | 99%         | 7                | 69%           | 4                  |
| Devon    | 92%         | 143              | 92%         | 140              | 70%           | 3                  |

## Younger Adult Care Homes

| UTLA     | Residents dose1 | Residents dose1 rank | Residents dose2 | Residents dose2 rank | Residents booster | Residents booster rank |
|----------|-----------------|----------------------|-----------------|----------------------|-------------------|------------------------|
| England  | 94%             | 77                   | 92%             | 84                   | 82%               | 84                     |
| Devon    | 97%             | 29                   | 96%             | 26                   | 91%               | 16                     |
| Plymouth | 95%             | 58                   | 94%             | 56                   | 86%               | 49                     |
| Torbay   | 94%             | 78                   | 92%             | 82                   | 88%               | 37                     |

| UTLA     | Staff dose1 | Staff dose1 rank | Staff dose2 | Staff dose2 rank | Staff booster | Staff booster rank |
|----------|-------------|------------------|-------------|------------------|---------------|--------------------|
| England  | 95%         | 102              | 94%         | 100              | 50%           | 77                 |
| Devon    | 96%         | 72               | 96%         | 69               | 68%           | 9                  |
| Plymouth | 98%         | 22               | 98%         | 23               | 64%           | 21                 |
| Torbay   | 92%         | 130              | 92%         | 127              | 49%           | 89                 |

## Independent CQC Registered Domiciliary Care Providers - staff

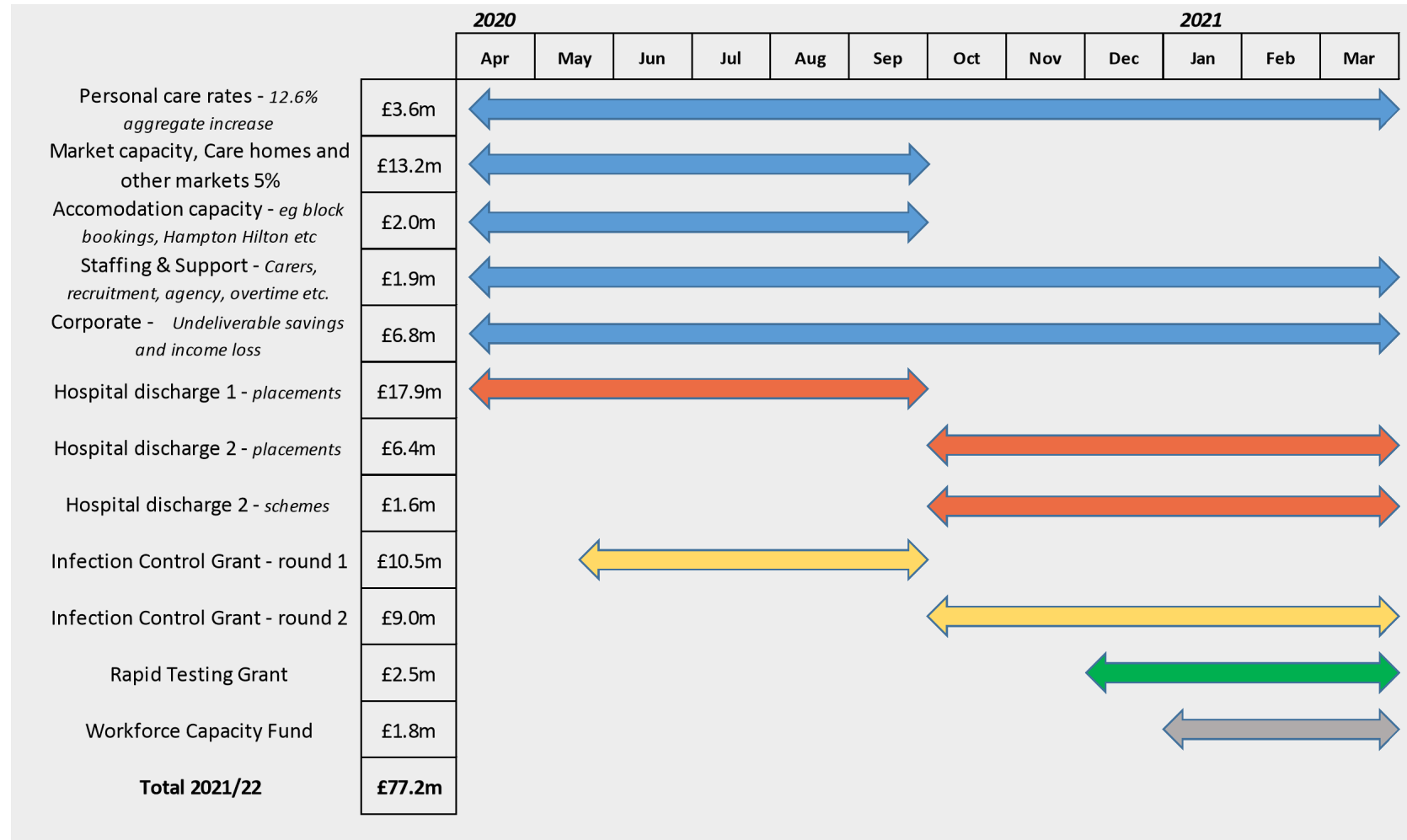
| UTLA     | Staff dose1 | Staff dose1 rank | Staff dose2 | Staff dose2 rank | Staff booster | Staff booster rank |
|----------|-------------|------------------|-------------|------------------|---------------|--------------------|
| England  | 90%         | 81               | 85%         | 82               | 46%           | 79                 |
| Devon    | 95%         | 8                | 93%         | 6                | 66%           | 7                  |
| Plymouth | 95%         | 12               | 92%         | 13               | 61%           | 12                 |
| Torbay   | 95%         | 10               | 92%         | 15               | 66%           | 8                  |

## Other Settings - staff

| UTLA     | Staff dose1 | Staff dose1 rank | Staff dose2 | Staff dose2 rank | Staff booster | Staff booster rank |
|----------|-------------|------------------|-------------|------------------|---------------|--------------------|
| England  | 76%         | 85               | 34%         | 71               | 5%            | 29                 |
| Devon    | 95%         | 10               | 0%          | 98               | 0%            | 40                 |
| Plymouth | 95%         | 11               | 88%         | 7                | 21%           | 10                 |
| Torbay   | 100%        | 1                | 0%          | 98               | 0%            | 40                 |

Uptake of vaccinations in care settings in Devon has consistently been in the top quartile.

# Investment in mitigating Covid-19 risk in care settings



In year 1 of the pandemic, an additional £77mn was invested in the care sector in Devon to fund schemes mitigating Covid-19 risks and impacts on demand and supply, reducing in years 2 and 3.

# The challenges we face in recovery

## Delivering on charging reform:

- An extended means test with new capital limits
- A Care Cap and Care Account to track spend towards it
- New rights for self-funders
- Fair Cost of Care exercise and a Market Sustainability Plan

## Market sufficiency and workforce:

- Provider staff retention and recruitment challenges
- Leading to market sufficiency pressures and unmet need
- Public sector pay falling behind inflation and competitors
- When new capacity is needed to deliver on government reform

## Integrating with the NHS:

- Playing our part in new ICS governance arrangements
- Developing our partnership working at place level
- Working with the NHS to deliver their recovery plan
- Including in admissions avoidance and hospital discharge

## Preparing for inspection:

- Introduction of the CQC regulation of LA ASC duties
- Supported by a new performance framework and assessment
- With Ofsted-like inspections commencing in April 2023
- And the prospect of consequent government intervention

## Delivering within budget:

- Inflationary impacts on the care market and financial sustainability
- The cost of ASC reform being greater than the government suggests
- Maintaining Covid-19 Response without government funding
- Covid-19 and other impacts on demand for and supply of services

## Promoting independence:

- Supporting carers who have borne the brunt during the pandemic
- Modernising our care and support of people with disabilities
- Improving their housing and employment opportunities
- Meeting the needs of those with complex needs e.g. dementia





# **‘Learning to Live with Covid-19’ in Adult Social Care**

## **QUESTIONS?**