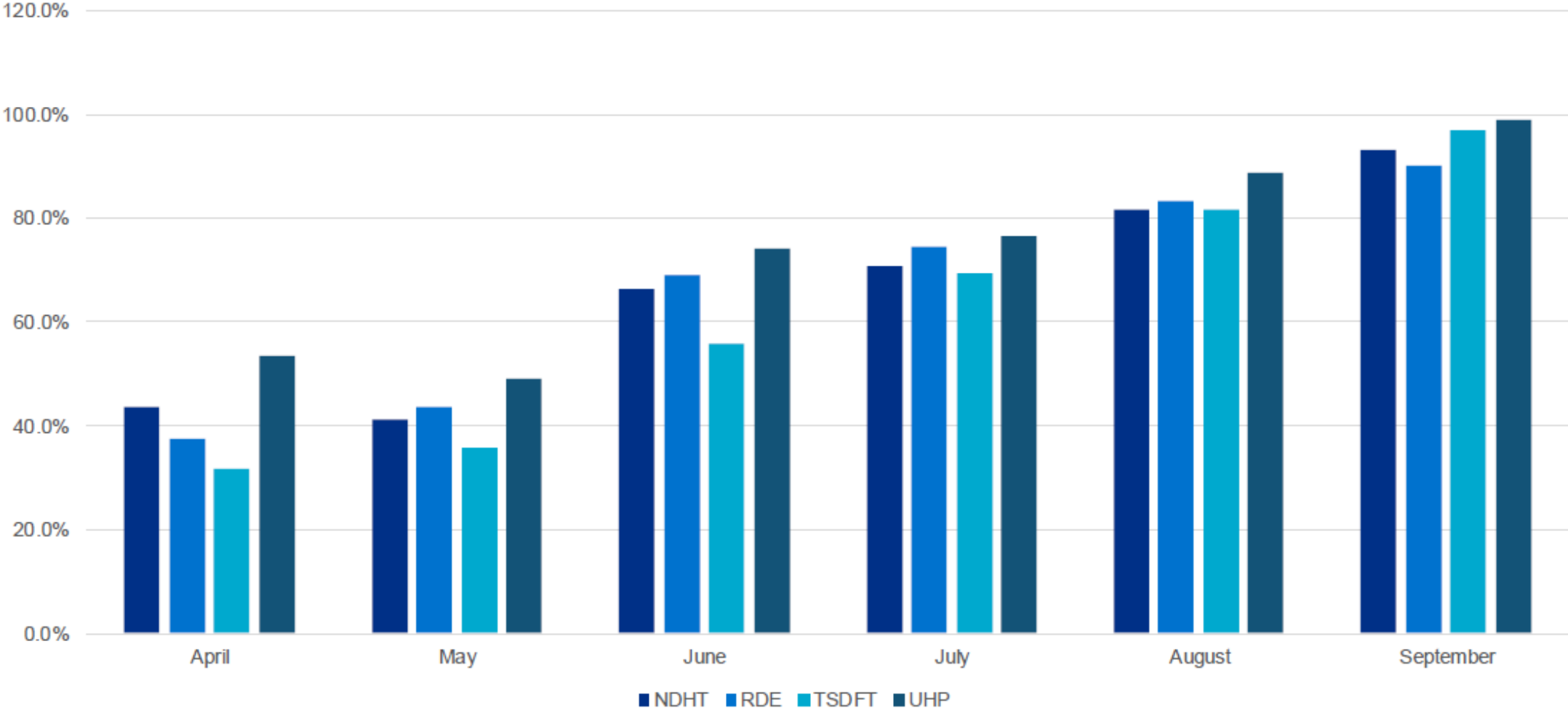


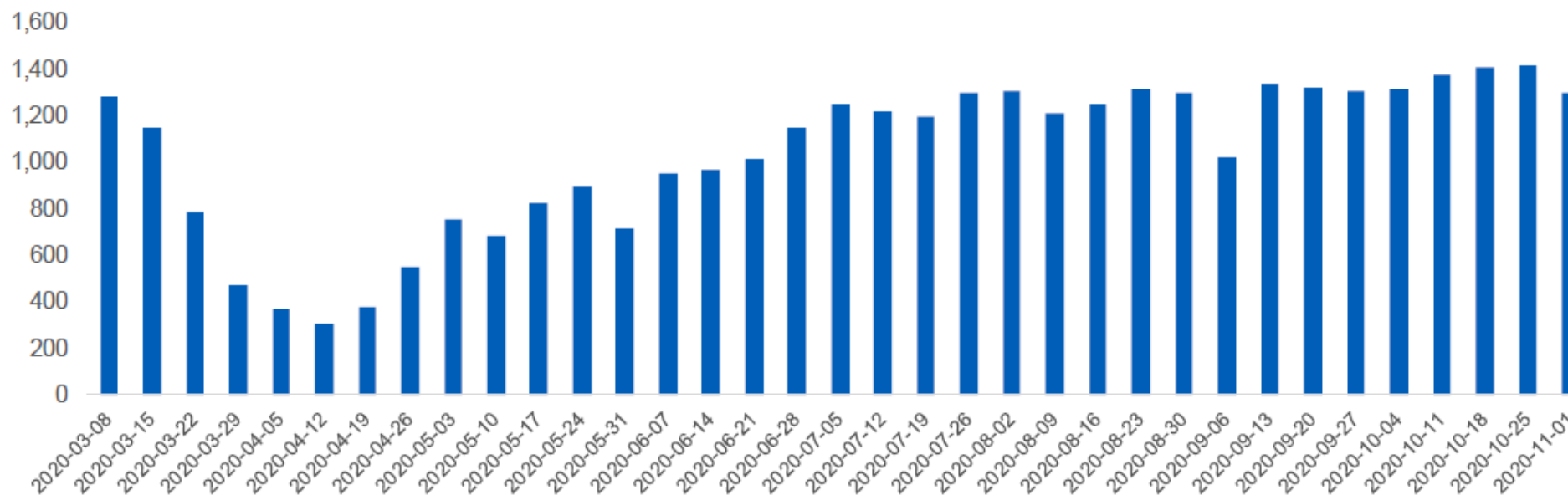
Monthly Elective Referral Recovery: Total Elective Referral Recovery Position April - September



2021 Referrals as a Percentage of 1920



Elective Recovery: Cancer Referrals



W/E	2020-03-08	2020-03-15	2020-03-22	2020-03-29	2020-04-05	2020-04-12	2020-04-19	2020-04-26	2020-05-03	2020-05-10	2020-05-17	2020-05-24	2020-05-31	2020-06-07	2020-06-14	2020-06-21	2020-06-28
Referrals	1,286	1,150	784	472	368	304	376	552	757	687	827	894	713	948	967	1,018	1,149

W/E	2020-07-05	2020-07-12	2020-07-19	2020-07-26	2020-08-02	2020-08-09	2020-08-16	2020-08-23	2020-08-30	2020-09-06	2020-09-13	2020-09-20	2020-09-27	2020-10-04	2020-10-11	2020-10-18	2020-10-25	2020-11-01
Referrals	1,249	1,217	1,192	1,299	1,304	1,213	1,252	1,310	1,301	1,026	1,341	1,322	1,303	1,311	1,379	1,410	1,414	1,296

E-RS data is sourced from the daily e-RS EBSX02, retrospective data is subject to change

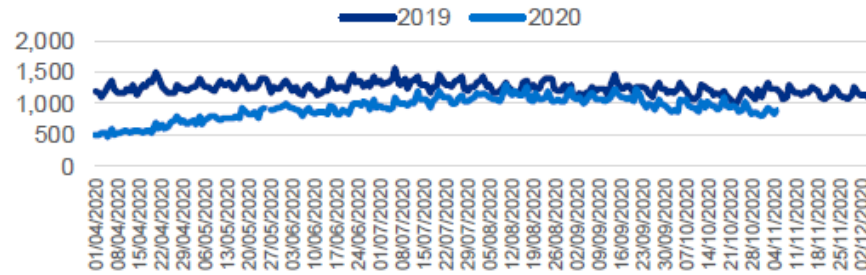
<https://digital.nhs.uk/services/e-referral-service/reports-and-statistics/daily-booking-reports>

Filters applied: Consultant led only, GP referrals only, Devon CCG only, Only includes 2ww referrals recorded in ERS

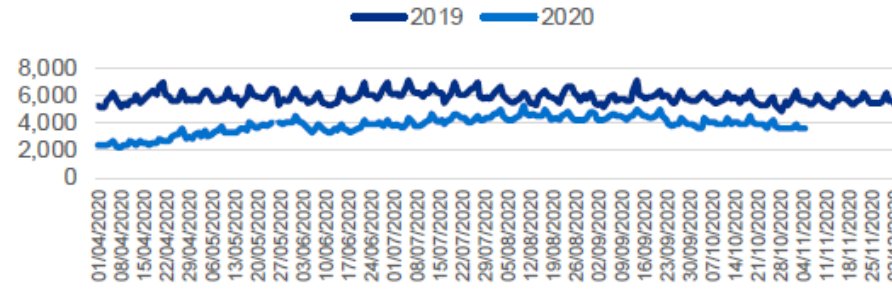
Urgent Emergency Care Recovery: Front Door



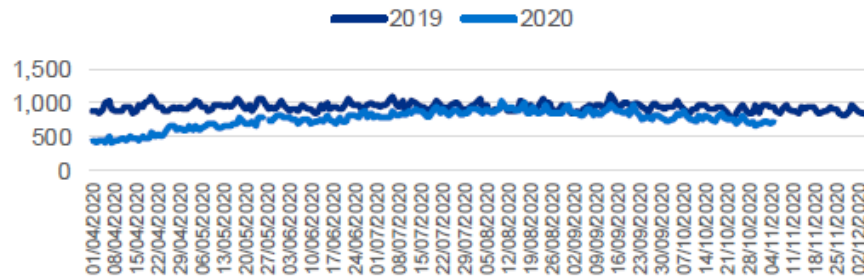
Devon All Type A&E Attendances



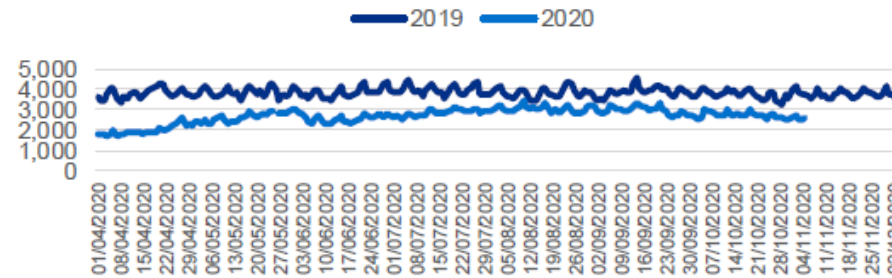
SW All Type A&E Attendances



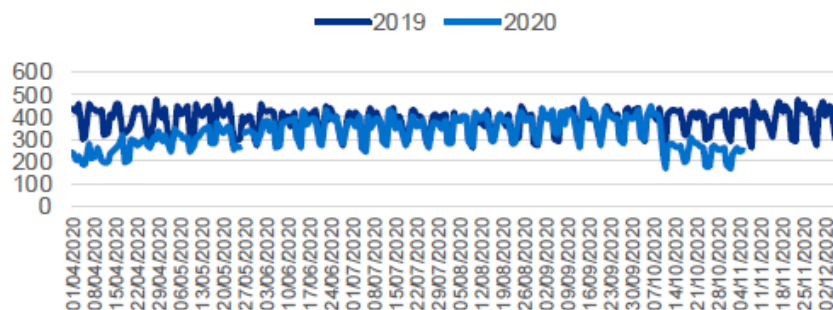
Devon All Type 1 A&E Attendances



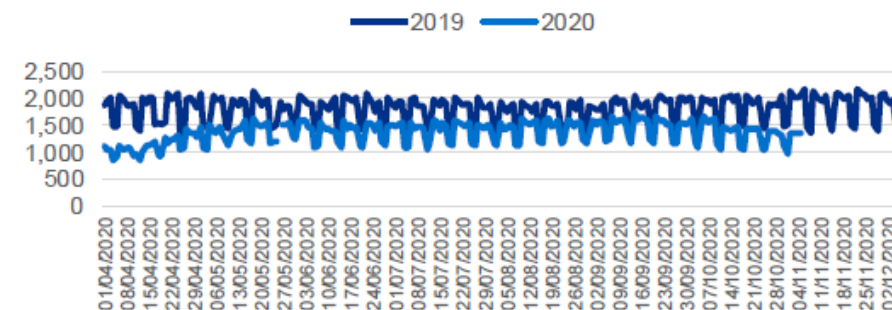
SW All Type 1 A&E Attendances



Devon Emergency Admissions



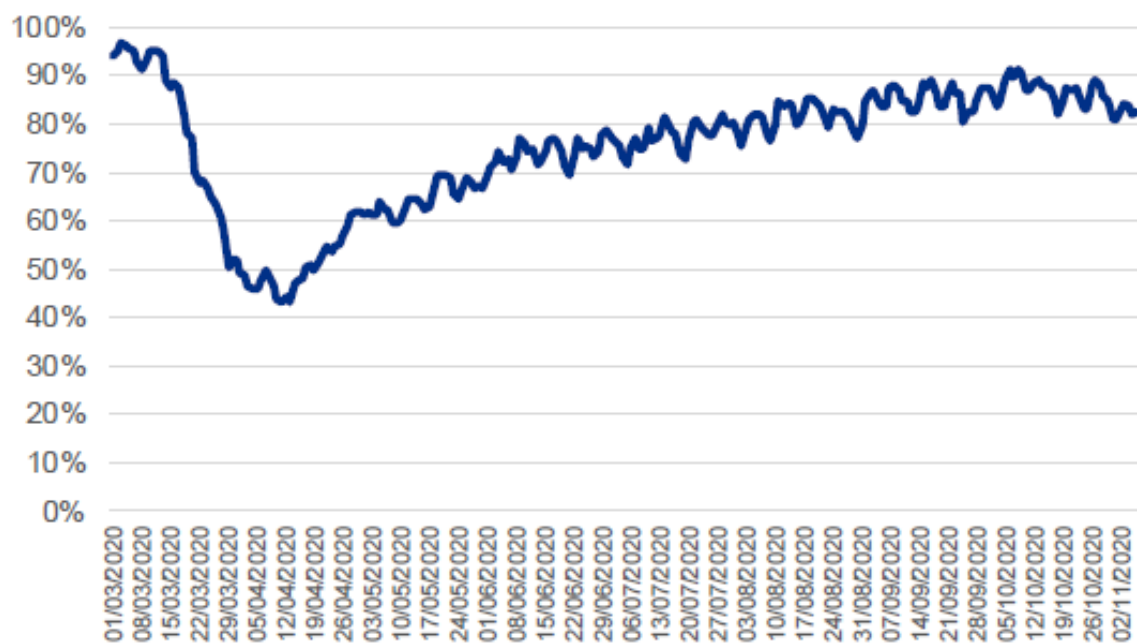
SW Emergency Admissions



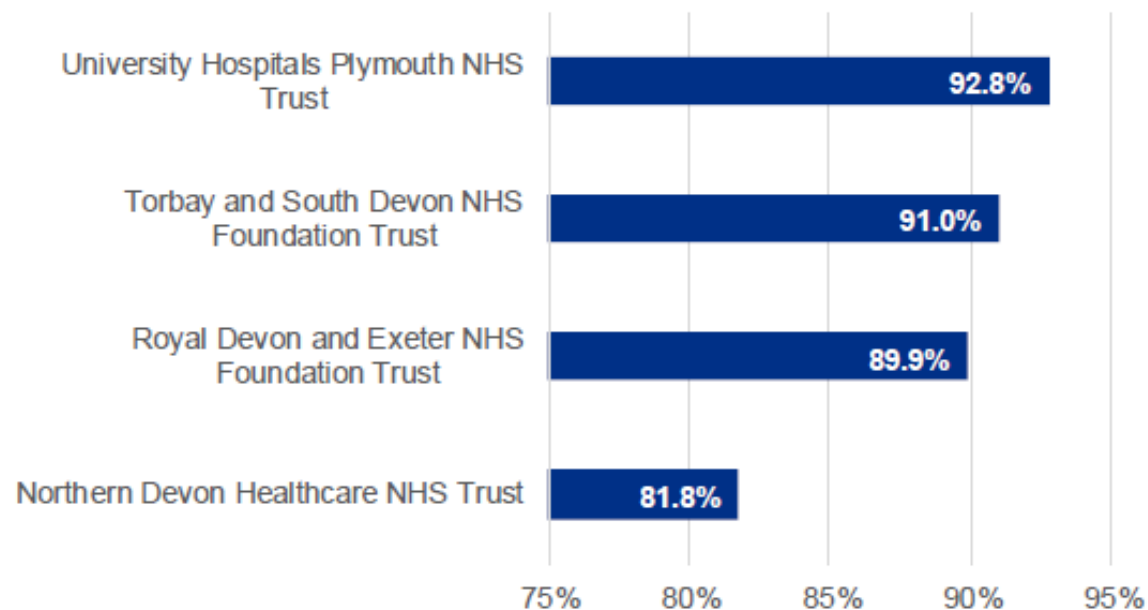
Urgent Emergency Care Recovery: Back Door



Devon G&E Beds Percentage Occupied



Devon G&A Percentage of Beds Occupied by Provider



Number of open
beds reported
2,874

Number of beds
occupied by
confirmed
COVID-19 cases
as of 8am
219

HDU/ITU beds
occupied by
confirmed
COVID-19 cases
as of 8am
11

Inpatients
diagnosed with
COVID-19 in past
24 hours
10

New admissions
with COVID-19 in
past 24 hours
8

Number of confirmed COVID-19 patients occupying beds as of 8am

