

# **Devon Education and Learning**

## **Education and Learning**

### **2017/18 Initial Attainment Report**

## Overview

### Attainment Summary:

Overall Devon's performance remains in line with or above that of our regional and statistical neighbours. However, this year we have seen a drop in progress at Key Stage 4 and this has resulted in our performance falling just below the National averages. This is clearly not a trend we want to see continue and so significant changes have been made to our monitoring and analysis work so that it can further support school improvement. This work has been undertaken in collaboration with schools represented in the Devon Schools Alliance and with the Devon Teaching schools. Due to the diverse educational landscape and significant funding challenges, throughout the sector, this type of partnership is essential to secure future improvement across the whole spectrum of schools within Devon. The gaps in gender and disadvantage outcomes will continue to be a focus of our work this year.

Recently published results for Early Years Foundation Stage indicate that Devon is performing in line nationally and regionally. Phonics Year 1 results indicate that Devon's performance has improved and is above national average. The attainment gap for FSM in Phonics Year 1 has remained stable in Devon and is in line with regionally but not as good as nationally.

Provisional results at KS2 indicate that the percentage of pupils achieving the expected standard in Reading, Writing and Maths has improved and is slightly better than regionally and in line with nationally. The Devon outcomes for two individual subjects are however slightly below the National Average. At Key Stage 4, provisional results indicate that Devon is performing significantly better than nationally but not as well as regionally in attainment of English and Maths. Devon's pupils also have a better Attainment 8 average score than the national picture.

Information on the attainment of disadvantaged groups at Key Stage 2 and Key Stage 4 is due to be published by the end of January 2019.

Attainment information for Devon's Children in Care will be available in the Virtual School annual report, available from the Educational Outcomes section of <https://new.devon.gov.uk/educationandfamilies/young-people/children-in-care/education-of-children-in-care/information-for-schools-and-settings>

		Devon	Devon Trend	National	Regional	Devon FSM Gap
FS	Good Level of Development in FSP	71.7	↑	71.5	71.3	*
KS1	Phonics Year 1	84	↑	82	82	↔
	Phonics Year 1 FSM	69	↔	70	68	n/a
KS2	expected standard Reading, Writing & Maths	64	↑	64	63	*
KS4	Attainment in English & Maths (9 – 5)	40.7	↓	39.9	42.9	*
	EBACC (average point score) (new measure)	3.98	n/a	3.83	4.05	*
	Attainment 8 average score	45.6	↓	44.3	46.5	*
	Progress 8 average score	-0.14	↑	-0.08	-0.08	*
Post 16	3+ A grades at GCE/Applied GCE A Level	10.4	↓	12.5	10.6	

#### Key:

\* information due by Jan 2019  
 ↑↓ Improving Performance  
 ↑↓ Worsening Performance  
 ↔ Maintaining Performance

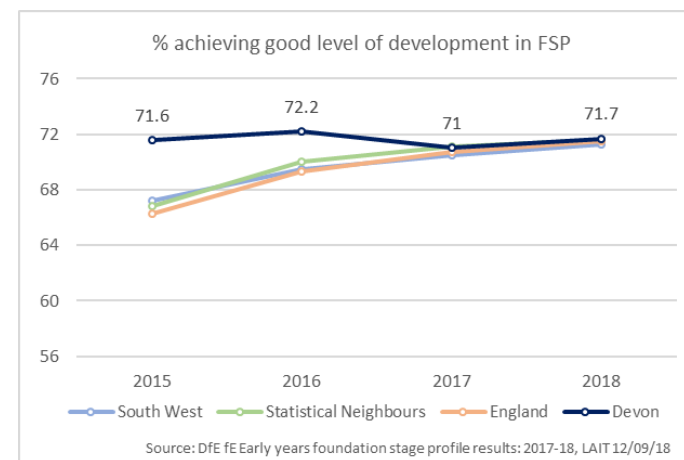
Note: KS2 and KS4 attainment information for disadvantaged groups is due to be published in January 2019.

### EYFS Good Level of Development

The percentage of children achieving a good level of development in Devon has risen slightly to 71.7%. Devon continues to perform better than both nationally (71.5%) and regionally (71.3%).

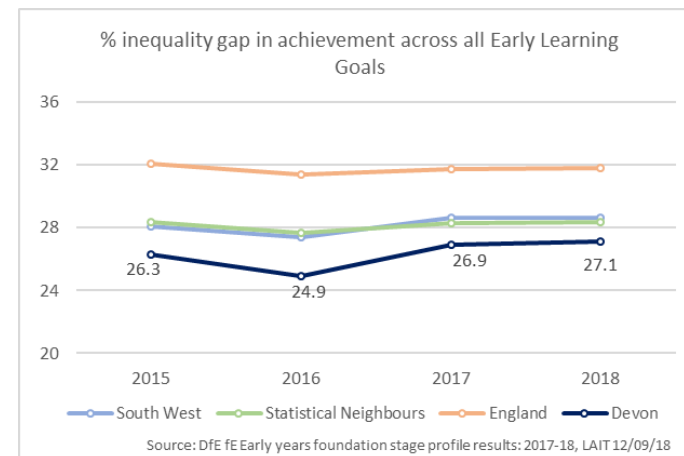
Girls outperform boys both in Devon and nationally. Devon girls continue to perform better than nationally with 79.1% achieving a good level of development (78.4% nationally). Devon boys are performing in line with the national average with 65% achieving a good level of development. The gender gap in Devon has improved and has now reduced down to 14.1% (previously 14.9%).

Information on the outcomes of disadvantaged groups is due to be published by the end of the calendar year.



### EYFS Attainment Gap

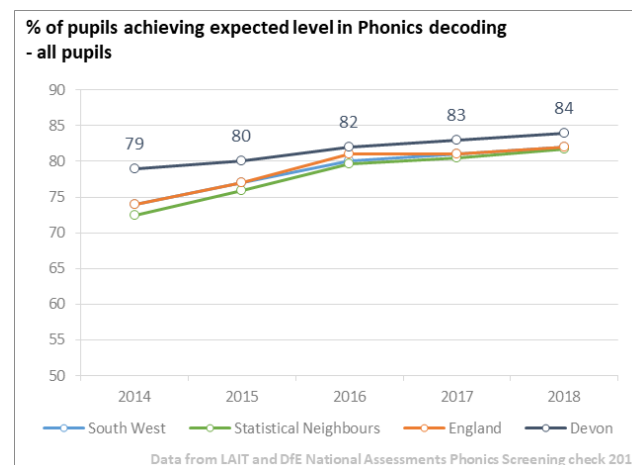
Published data shows that the attainment gap between the lowest achieving 20% and their peers in Devon remains relatively stable (27.1% compared to 26.9% in 2017). Devon's gap remains smaller than the regional and statistical neighbours average and is well below the national average (31.8%). **Devon is in the top performing quartile for Local Authorities, ranked 23 out of 152.**



## Phonics Screening

Recently published national information indicates that in 2018 more than 4 in 5 pupils in Devon (84%) met the expected standard in year 1 (6 year olds). This continues the upward trend in Devon over the last five years. Devon continues to perform better than nationally, regionally and its statistical neighbours (all of whom are 82%).

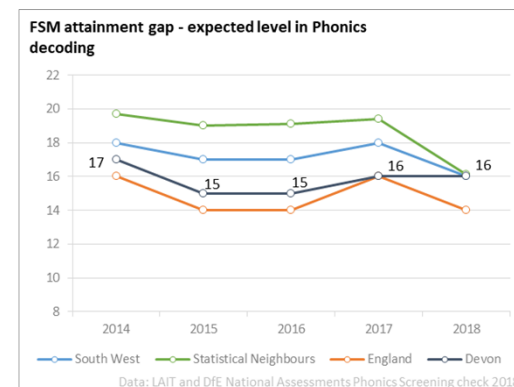
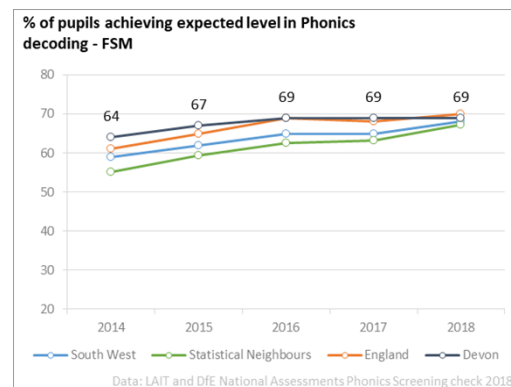
Girls continue to outperform boys both in Devon and nationally. 88% of girls met the expected standard in Devon (compared to 86% nationally) whilst 80% of boys met the expected standard (79% nationally). The gender gap is 8% compared to 7%, which is higher than national but reflects increased performance by both boys and girls.



## Free School Meal Children

More than two thirds of Devon's free school meal children (69%) continue to meet the expected standard. Devon is performing slightly better than regionally (68%) and statistical neighbours (67.2%) and is close to the national average (70%).

Devon's attainment gap continues to remain stable at 16%. This is in line with the statistical and regional picture (16%) but is not as good as nationally (14%).

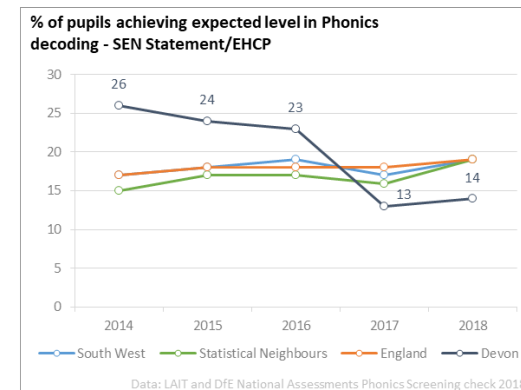
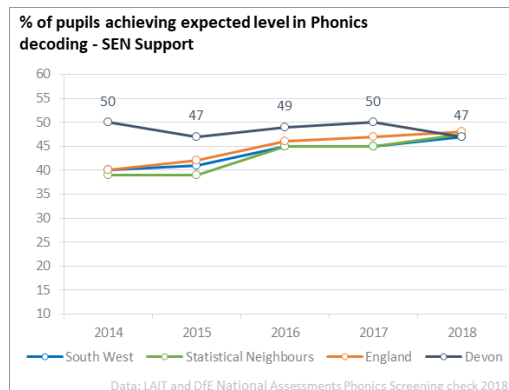


## Children with SEN

Nearly half of pupils in Devon with SEN Support have met the expected standard (47%). This is a slight fall on the previous year. Devon is in line with the regional picture and its statistical neighbours (47%) and is close to the national picture (48%).

The percentage of pupils in Devon with an Education Health and Care Plan (EHCP) who met the expected standard has risen slightly (14%). Devon pupils are not performing as well as nationally (19%). The declining trend in this area is of concern, and whilst matching the National dip in 2017 followed by rise in the 2018, the variation is much greater.

Whilst it is noted that the EHCP cohort is significantly smaller than the SEN Support cohort (cohort of 79 compared to 1010) and that this can result in significant year on-year differences, the lower levels are of concern and actions in respect of this are a focus for this year's improvement work.



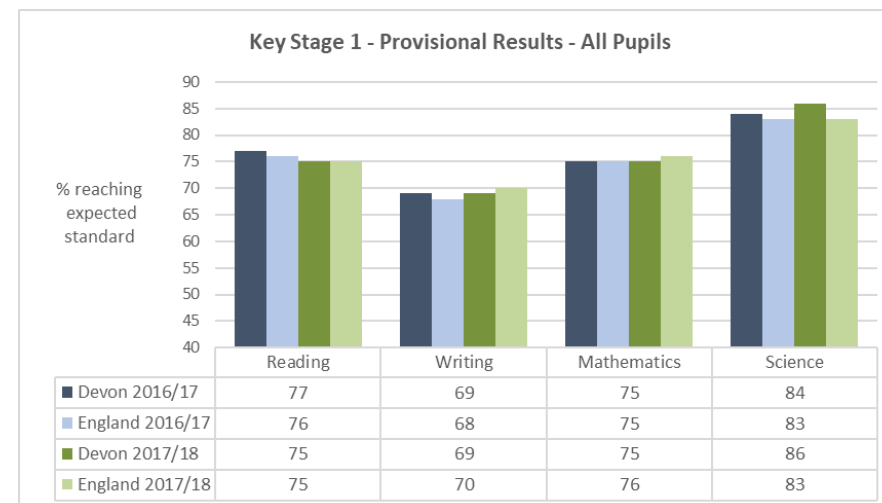
## Key Stage 1 Assessments 2017/18

### Key Stage 1 Meeting Expected Standard – All Pupils

In Devon, 3 in 4 pupils achieved the new expected standard in Reading and Mathematics (75%), whilst 2 in 3 achieved the expected standard in Writing (69%).

Provisional results indicate that Devon's performance has remained stable in Writing and Maths but has fallen slightly in Reading. Science has seen an improvement with an increase of 2 percentage points (now 86%). Devon is performing better than nationally in Science and is in the top performing quartile for Local Authorities, ranked 15 out of 152. Devon is in line with the national average for Reading but is not performing as well as nationally in Writing and Maths.

The percentage of pupils achieving a greater depth of understanding is above the national, regional and statistical average in Reading and is also above statistical neighbours average in Maths.



data source: DfE National Curriculum Assessments Key Stage 1 2018: provisional, 2017 and 2016: final

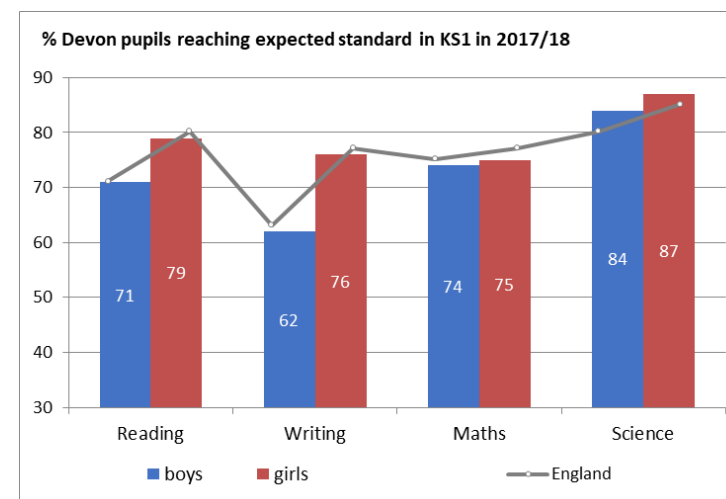
### Key Stage 1 Meeting Expected Standard - Gender

Girls perform better than boys both in Devon and nationally. Devon girls perform significantly better than boys in Writing (14 percentage points) and Reading (8 percentage points).

Devon boys and girls have performed better than nationally in Science. Devon boys are in line with the national average in Reading and are close in Writing and Mathematics (1 percentage point away).

Devon girls are performing close to national averages in Reading and Writing (1 percentage point away) but are not performing as well as nationally in Maths.

The gender gap is 8% in Reading, 14% in Writing and 1% in Maths, compared to 11%, 16% and 2% respectively nationally.

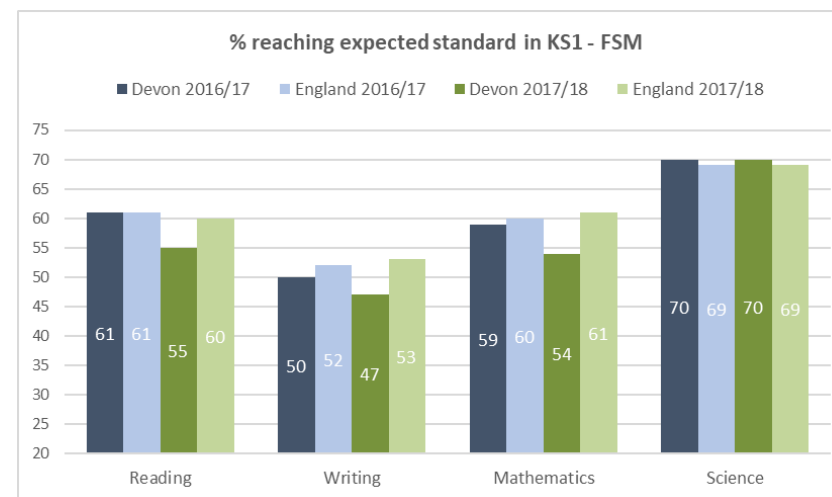


data source: DfE National Curriculum Assessments Key Stage 1 2018: provisional, 2017 and 2016: final

### Key Stage 1 Meeting Expected Standard - FSM

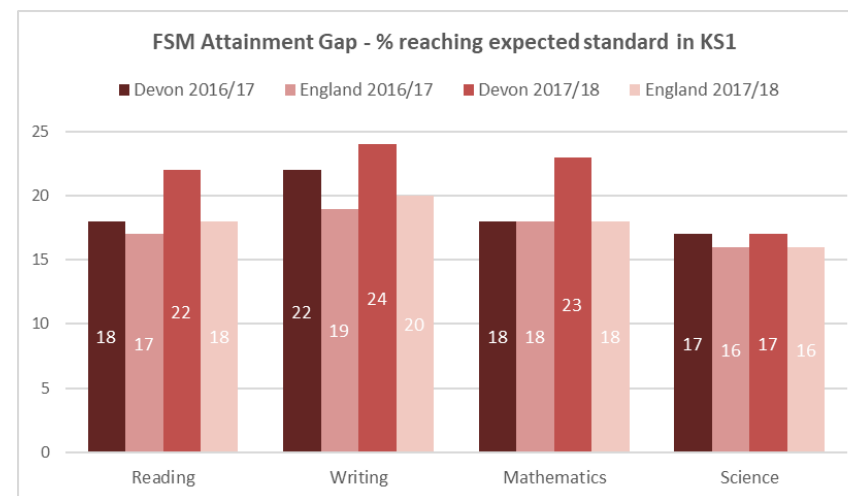
Provisional results indicate that the performance of Devon FSM pupils has fallen slightly in Reading, Writing and Mathematics and remained stable in Science.

More than half of free school meal children met the expected standard in Reading (55%) and Mathematics (54%), whilst two thirds met the expected standard in Science (70%). Devon's performance in Science continues to be above the national average but performance in Reading, Writing and Mathematics is not as good as nationally.



### Key Stage 1 FSM Attainment Gap

The attainment gap of FSM pupils in Devon (compared against non FSM) has widened in Reading, Writing and Mathematics and remains stable in Science. Devon is not performing as well as nationally across each of the subjects. This is a particular concern in Mathematics where there has been no progress for three years.

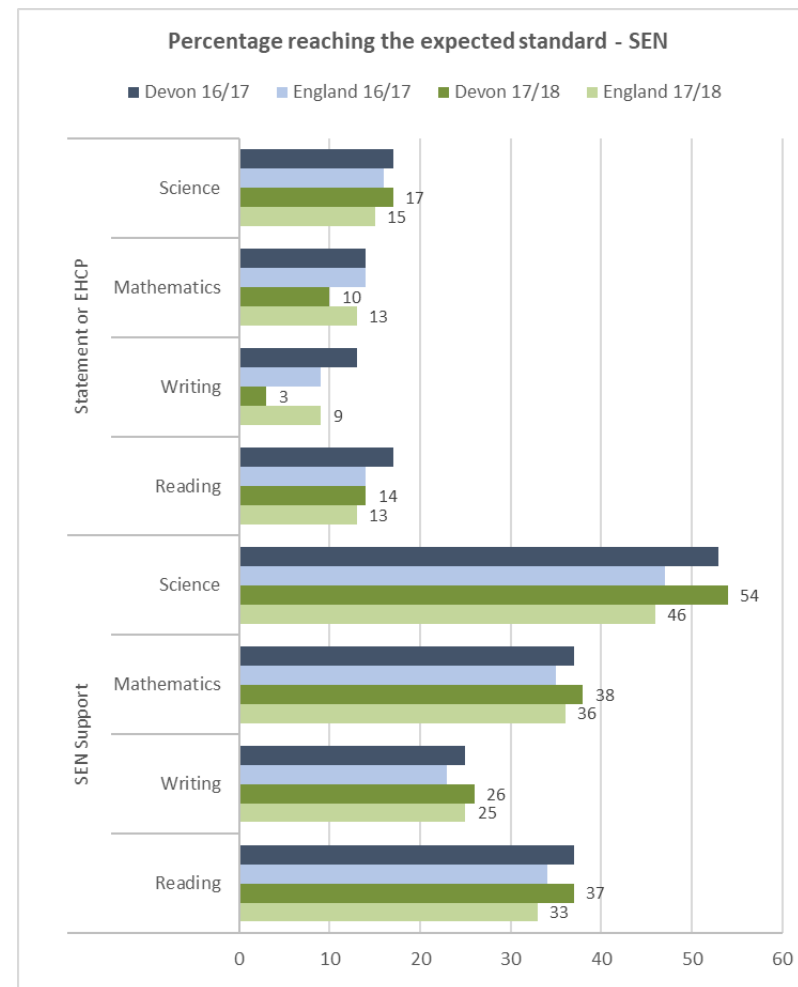


### Key Stage 1 Meeting Expected Standard - SEN

The performance of Devon pupils with SEN Support has improved in Writing, Maths and Science and remained stable in Reading. Devon continues to perform better than nationally in each subject and is performing significantly better in Science (8 percentage points) and Reading (4 percentage points).

The performance of pupils with EHCPs has fallen in Reading, Writing and Mathematics and remained stable in Science. Devon is performing better than national in Reading (14% compared to 13% nationally) and Science (17% compared to 15%). Devon is not performing as well as nationally in Writing and Mathematics.

Note: the SEN EHCP cohort is significantly smaller than the SEN Support cohort (cohort of 92 compared to 1297)





## Key Stage 2 Provisional Results 2017/18

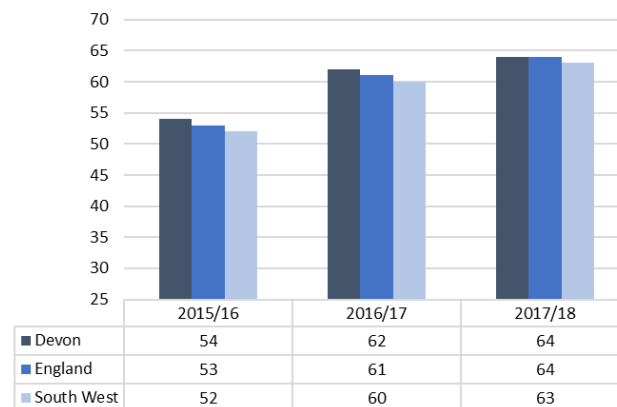
### Key Stage 2 Provisional Results

Provisional results indicate that Devon's performance in reading, writing and maths continues to improve, with 64% of pupils reaching the expected standard. This is slightly better than the regional average (63%) and is in line with the national picture. Devon's performance is better than our statistical neighbours in all available measures.

Note: Because of the changes in assessment, figures for 2016, 2017 and 2018 are not comparable to those for earlier years.

Progress measures will be available by January 2019.

Percentage of pupils reaching expected standard in Reading, Writing and Mathematics



DfE National curriculum assessments: key stage 2, 2018 (provisional), 2017 (final), 2016 (final)

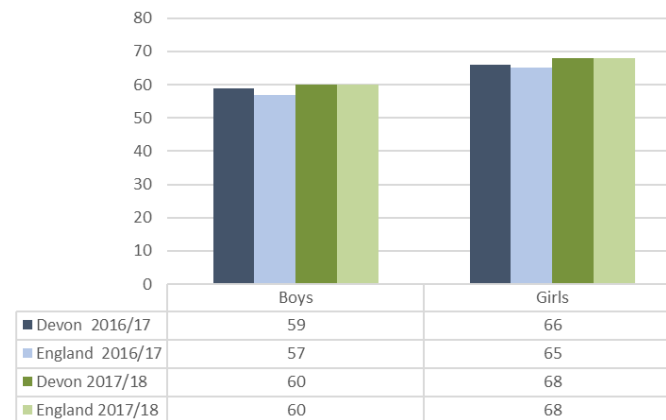
### Key Stage 2 Results by Gender

Attainment in the combined reading, writing and maths measure has increased for both genders in the last year. Both Devon boys and girls are performing in line with the national picture.

Girls continue to outperform boys with 68% of girls in Devon reaching the expected standard compared to 60% of boys. This balance is also reflected nationally. The gender gap in Devon has widened slightly to 8% as attainment has increased by 2 percentage points for girls and 1 point for boys.

Note: KS 2 outcomes for disadvantaged groups are due be published in Jan 2019.

Percentage of pupils reaching expected standard in Reading, Writing and Mathematics by Gender



DfE National curriculum assessments: key stage 2, 2018 (provisional), 2017 (final)

## Key Stage 2 Provisional Results 2017/18

### Key Stage 2 Results by Subject – All Pupils

Provisional results indicate that Devon's performance in the Reading, Writing and Maths subjects has improved.

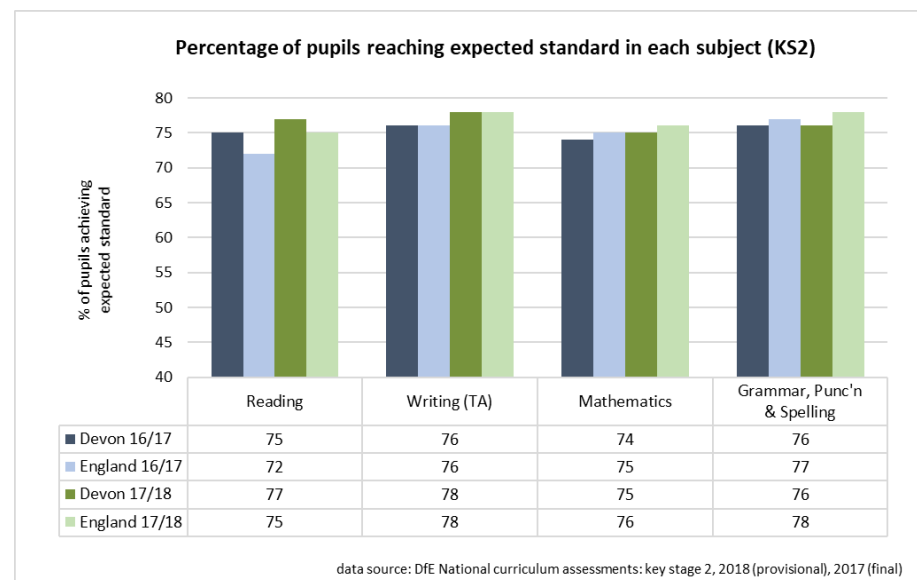
Devon continues to perform better than nationally in Reading (77% compared to 75% nationally) whilst attainment in Writing continues to be in line with the national average (76%).

Mathematics and Grammar, Punctuation and Spelling continue to be slightly below the national average and plans are in place to secure an improvement in these areas.

The percentage of pupils reaching a higher standard has improved this year and is now in line with our regional outcomes in Maths and is higher than regional in Reading.

Devon's performance is above that of our statistical neighbours in all areas.

Note: some cases are currently in appeal and so the outcome may improve further.



## Key Stage 4 Provisional Results 2017/18

### Key Stage 4 - Provisional Results

In 2018, an additional 20 reformed GCSEs were graded on the new 9-1 scale, along with the English language, English literature and Mathematics GCSEs (reformed in 2017). There have also been changes to the Attainment 8 measure as the maximum point score has increased (as a result of the introduction of reformed GCSEs).

Provisional results indicate that Devon has maintained its attainment performance compared to nationally. Devon continues to perform better than nationally in English and Maths, Attainment 8 and EBACC measures;

- **Attainment in English and Maths** – performance is now based on those achieving grades 9 to 5 (previously 9 to 4). The percentage of pupils in Devon achieving English and Maths continues to be higher than nationally (40.7% compared to 39.9%).

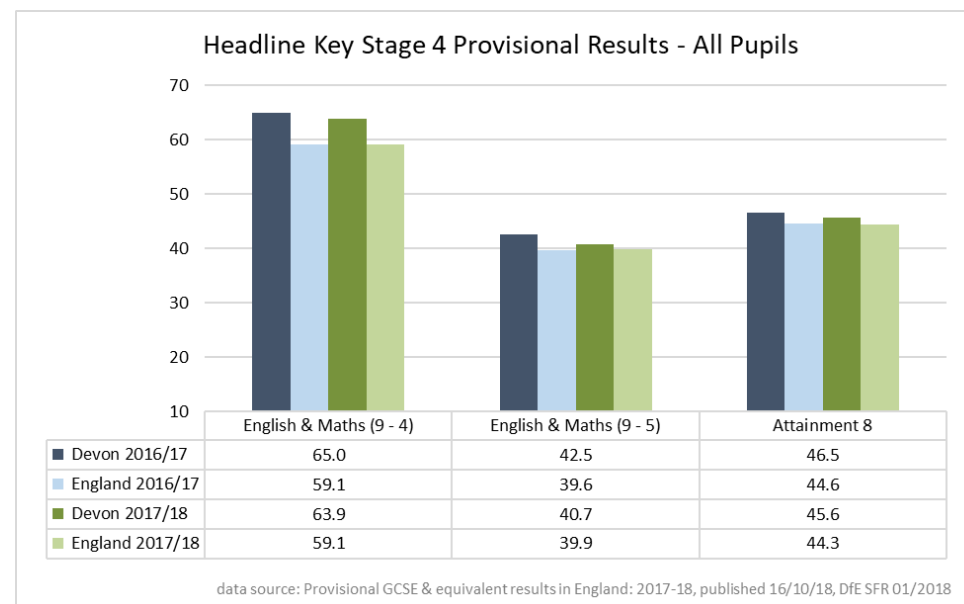
Note: Information on grades 9 to 4 has also been provided.

- **Attainment 8**<sup>1</sup> - Devon is performing better than the national picture with an average Attainment 8 score per pupil of 45.6 compared to 44.3 nationally. Results are 1% below the regional average.

Note: the DfE advise that some caution is needed when comparing Attainment 8 against 2016/17, due to changes in the maximum point scores.

- **English Baccalaureate** – performance is now based on the percentage of pupils entered and the average point score per pupil (new for 2018). A greater percentage of pupils entered the EBACC in Devon than nationally (37.5% compared to 35.1%) with a better average point score per pupil (3.98 in Devon compared to 3.83 nationally).

data source: Provisional GCSE and equivalent results in England: 2017-18, DfE SFR01/2018



<sup>1</sup> This measures the average achievement of pupils in up to 8 qualifications, including English, Maths, 3 qualifications that count in the English Baccalaureate and three further qualifications.

<sup>2</sup> This measure captures the progress a pupil makes from the end of Key Stage 2 to the end of Key Stage 4. A Progress 8 score of above 0 means a school is making above average progress

## Key Stage 4 Provisional Results 2017/18

**Progress 8<sup>2</sup>** - Devon pupils are making slightly below average progress, with an average Progress 8 score per pupil of -0.14 and Devon's pupils are now not making as much progress as nationally (-0.08).

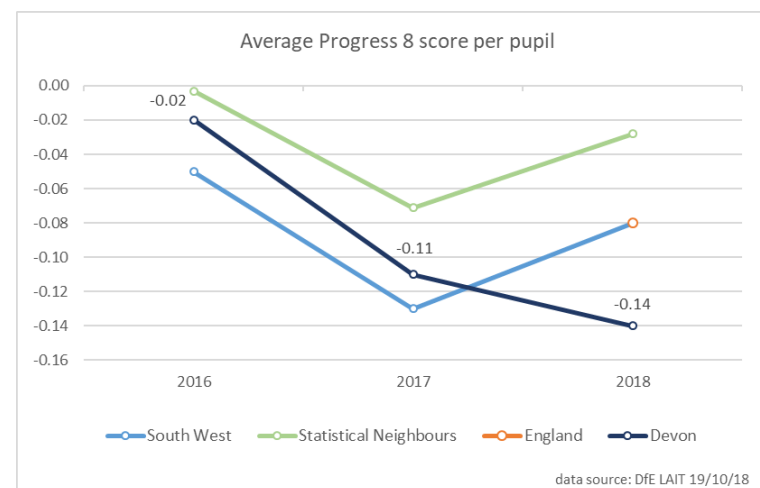
The significant decline in the average progress 8 scores in 2017 was in line with national trends, as shown in the adjacent table, however Devon has not seen an improvement this year as was the case for our regional or statistical neighbours. Comparison over time with national figures is not possible as this is the first year the data has been released.

Our strategy to address this issue comprises of a series of actions including:

Accountable working parties empowered by and accountable to the Devon Schools Alliance, harnessing the sector-wide expertise and experience.

Locality-based strategy groups utilising lesson study models, bespoke CPD and collegiate working.

Relentless school improvement focus on progress and the achievement of identified groups within our structured conversations with schools.

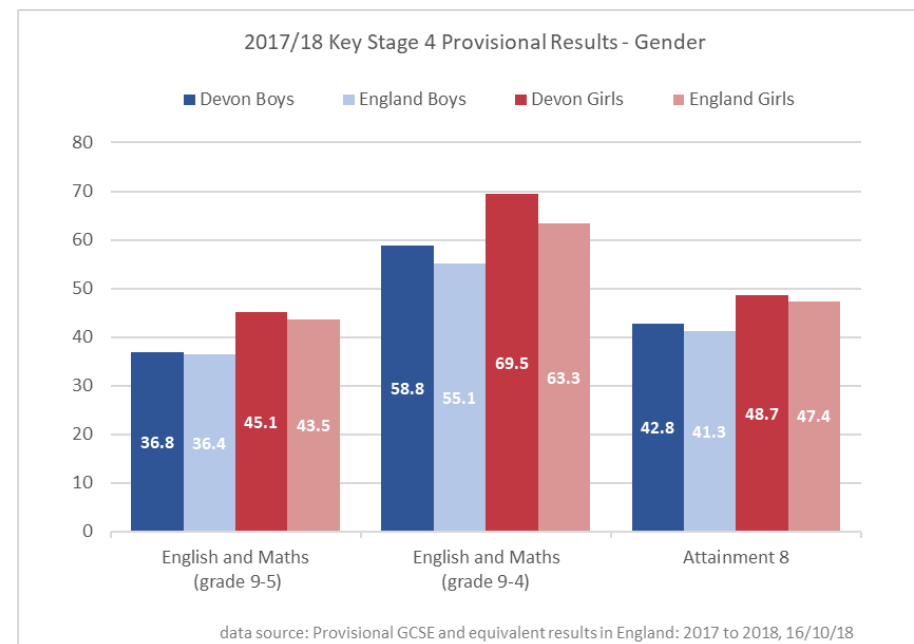


## Key Stage 4 Provisional Results 2017/18

### Provisional Results – Gender

Girls perform significantly better than boys, both in Devon and nationally. Devon boys and girls are performing better than nationally in each of the performance measures;

- **Attainment in English and Maths (9 - 5)** – Devon boys perform slightly better than nationally, whilst Devon girls perform better by 1.6 percentage points.
- **Attainment 8** - Devon boys and girls perform better than nationally by similar amounts (boys are better by 1.5 points with girls better by 1.3 points).
- **English Baccalaureate** – A significantly greater percentage of Devon girls entered the EBACC than nationally (44.5% compared to 40.7%) with better average point scores (4.23 compared to 4.1 nationally). More Devon boys also entered the EBACC than nationally (31.2% compared to 29.7%), also achieving a better average point score (3.74 compared to 3.57 nationally).
- **Progress 8** – Devon girls are making above average progress, with an average Progress 8 score per pupil of +0.11. Devon girls are not making as much progress as nationally, with an average score of +0.17. Devon boys are not making as much progress, with an average Progress 8 score per pupil of -0.36, but are making similar progress as nationally (-0.33).



data source: Provisional GCSE and equivalent results in England: 2017-18, DfE SFR01/2018

### Provisional Gap Information

The table below clearly indicates that alongside stable or improving attainment outcomes, the gaps for key cohorts have either remained the same or narrowed. This shows that outcomes for pupils in the groups below have improved in line with or better than the universal group of students.

	Outcomes All	Gender Gap	FSM Gap	SEND <sup>1</sup> Gap
KS1 Reading Exp	75% ↓	8% ↓	22% ↓	48% ↓
KS1 Writing Exp	69% ↔	14% ↓	24% ↓	54% ↓
KS1 Maths Exp	75% ↔	1% ↓	23% ↓	47% ↓
KS2 RWM Exp	64% ↑	8% ↑	not yet avail	not yet avail
KS4 grade 5+ Eng & Maths	41% ↓	8% ↑	not yet avail	not yet avail

The table above is currently based on provisional data published by the DfE and may be subject to change.

<sup>1</sup> SEND are those pupils with any SEN need including those with Education, Health and Care Plans or SEN Support; SEND Gap is those with any SEN compared to those with no SEN.

Data sources: DfE Phonics screening check and key stage 1 assessments: England 2018 & 2017, DfE National curriculum assessments: key stage 2, 2018 & 2017  
DfE GCSE and equivalent results: 2017 to 2018 (provisional), published 16/10/18

## Closing the Gap 2017/18

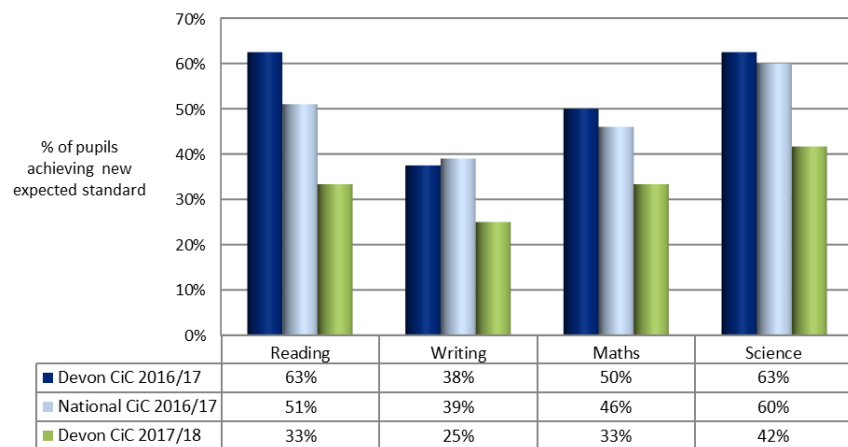
### Children in Care Provisional Results

Initial results provided by schools indicate that Children in Care are performing better than last year at Key Stage 4 but are not performing as well at Key Stage 1 and Key Stage 2. A full analysis is provided for the year in the annual Children in Care report.

At Key Stage 1, local information indicates that Devon Children in Care are not performing as well as the latest available national average in each of the subjects. However, progress is being made as outcomes for this cohort are better at Key Stage 1 than EYFS (25% of the cohort achieved EYFS). 2 out of 3 children who sat KS1 in 2017/18 have special educational needs.

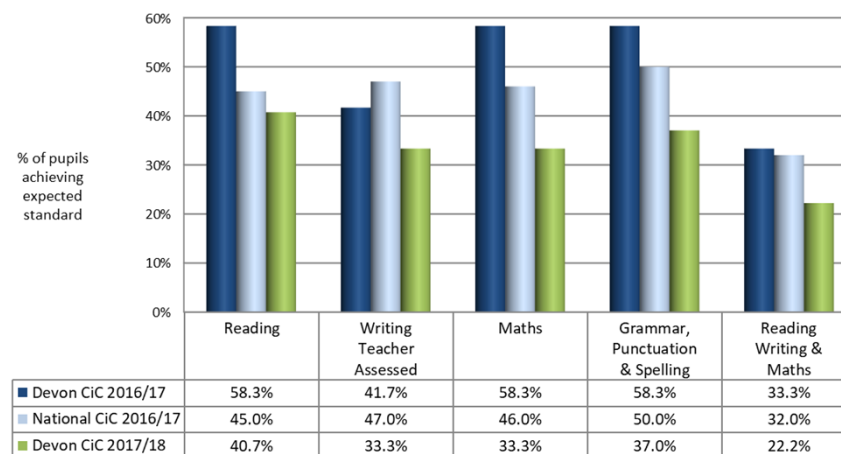
Local information indicates that results for Key Stage 2 have fallen and are below the latest available national average. 37% of the cohort have an Education Health and Care Plan and a further 41% have an identified SEN need (78% in total).

#### Key Stage 1 Results (TA) - CiC



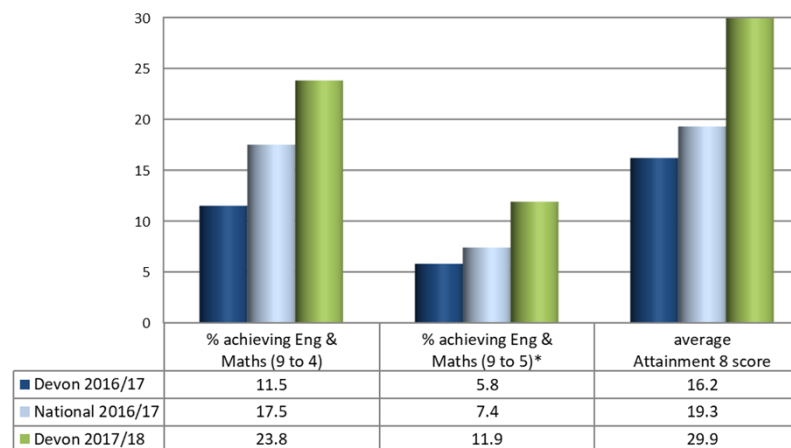
source: Devon CiC 2016/17 - NEXUS CLA KS1 Report, National CiC 2016/17 DfE SFR20\_2018 Children Looked After Outcomes, Mar 2018  
Devon CiC 2017/18 - Babcock LDP 07/09/18

#### Key Stage 2 Results - CiC



source: Devon 2017/18 Babcock LDP 07/09/18, Devon and National 2016/17 DfE SFR20\_2018 Children Looked After Outcomes Mar 17

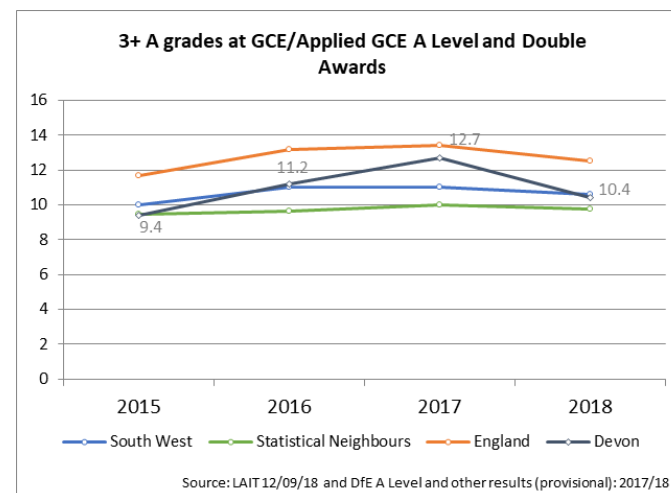
#### KS4 CiC Provisional Results



\* Devon 2016/17 data is based Nexus NCER CLA Project Key Stage 4 report, April 2018 as no national data published at LA level  
data source: Devon 2017/18 pupils with known outcomes, DfE Key to Success 16/10/18, Babcock LDP, Oct 2018  
Devon 2016/17 and national 2016/17, DfE SFR20\_2018 Outcomes for CLA

### 3+ A Grades at A Level

Provisional results indicate that Devon's performance has fallen slightly with 10.4% of pupils achieving 3+ A grades in 2018 compared to 12.7% in 2017. This reflects a National decline and whilst Devon is still not performing as well as the national picture (12.5%), our performance (10.4%) is close to the regional picture (10.6%) and continues to be better than its statistical neighbours (9.75%).



### Achievement of grades AAB or better

The percentage of Devon pupils achieving grades AAB or better has also fallen slightly, with 17.8% achieving in 2018 compared to 21% in 2017. Again, this reflects a national decline. Devon is close to the regional picture (17.9%) and continues to be better than its statistical neighbours (16.62%). Devon remains below the national picture (20.6%).

