

SEN 2 Early Insight Analysis

Version 1 ; March 2025






	2016	2017	2018	2019	2020	2021	2022	2023	2024
Devon	513	1,186	1,491	1,666	1,693	1,745	2,017	2,148	2,263
South West	5,269	6,265	7,373	8,597	8,416	9,615	11,565	13,905	
England	55,235	64,555	72,423	82,329	75,951	93,302	114,482	138,242	


Requests for EHCNA in Devon continue to increase





5.3%


Increase since 2023


- 

869 (40%)
Requests for Females
- 

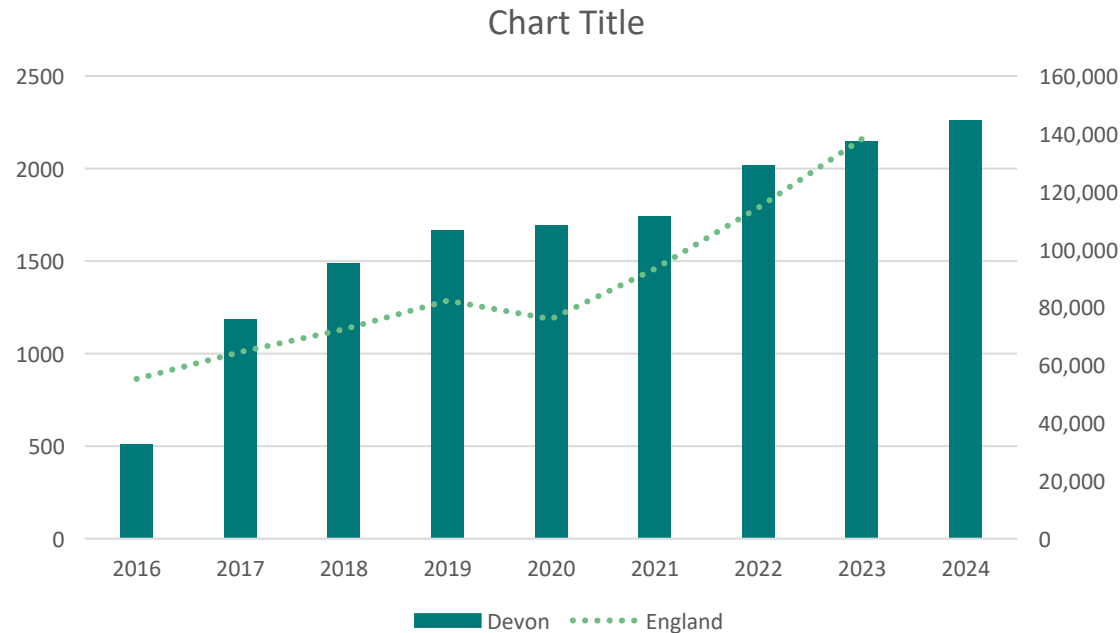
1318 (60%)
Requests for Males
- 

383 (17%)
Requests for 0-4 year olds
- 

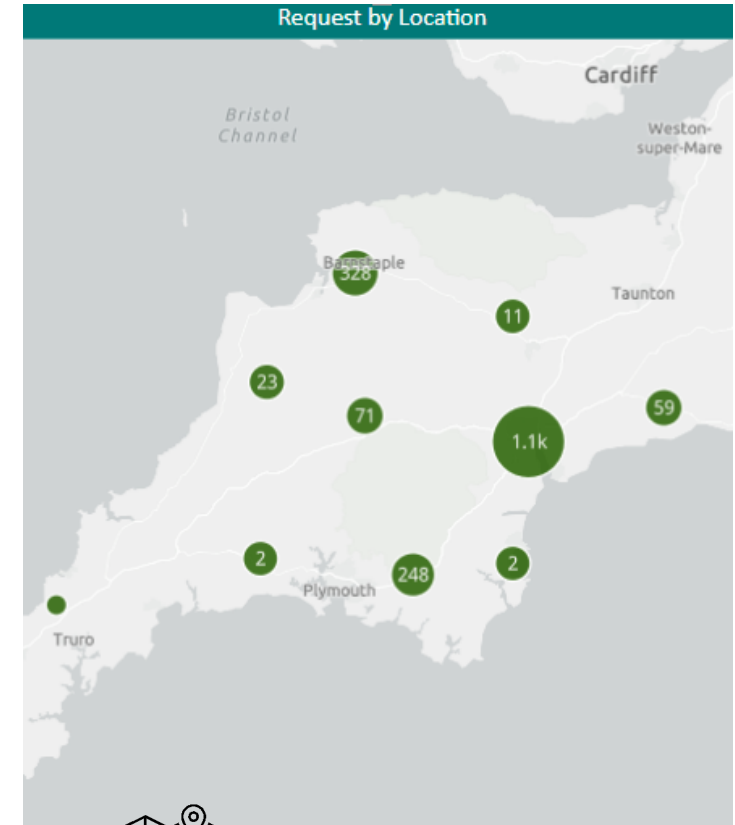
1165 (52%)
Requests for 5-11 year olds
- 

662 (29%)
Requests for 12-16 year olds
- 

53 (2%)
Requests for 16+ year olds



Between 2023 and 2024 there was an increase in requests of 5.3% this resulted in an extra 114 requests. This is a smaller increase than between 2022-23 (6.49%)



[Click here for interactive map](#)



	2022	2023	2024
Devon	932	1,101	1,490
England	66,356	84,428	

There was a significant increase in plans being issued in 2024



35%

Increase since 2023



548 (37%)

Plans Issued for Females



942 (63%)

Plans Issued for Males



137 (9%)

Plans Issued for 0-4 year olds



802 (54%)

Plans Issued for 5-11 year olds



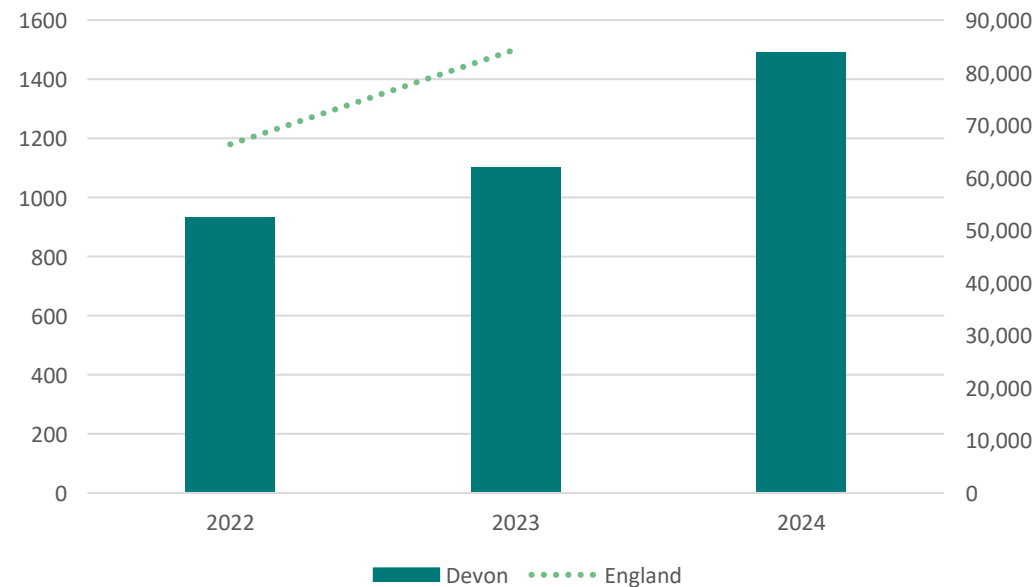
480 (32%)

Plans Issued for 12-16 year olds

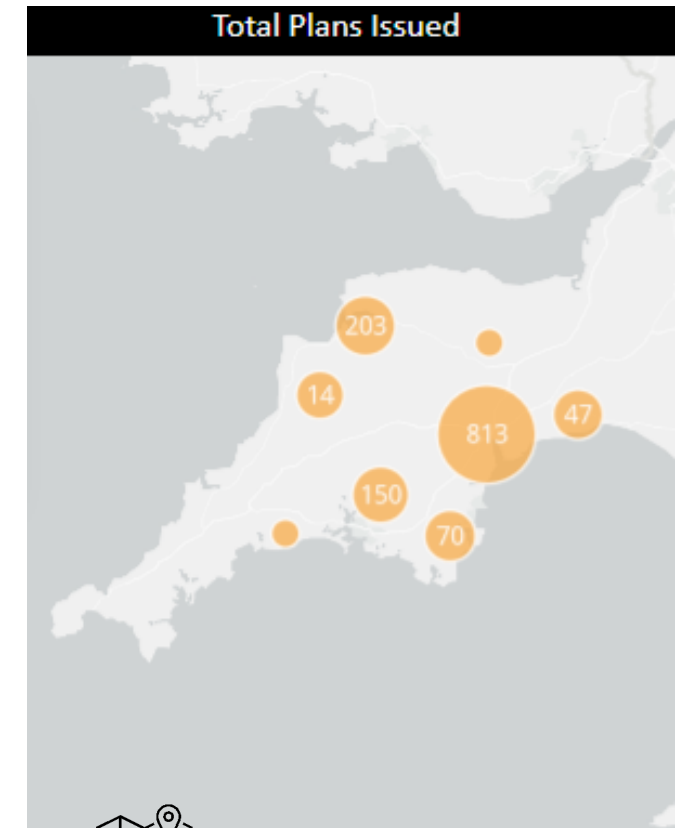


71 (5%)

Plans Issued for 16+ year olds



Between 2023 and 2024 there was an increase in plans being issued of 35% this resulted in an extra 388 plans being issued. This is a larger increase than between 2022-23 (18%) when an extra 169 plans were issued



[Click here for interactive map](#)



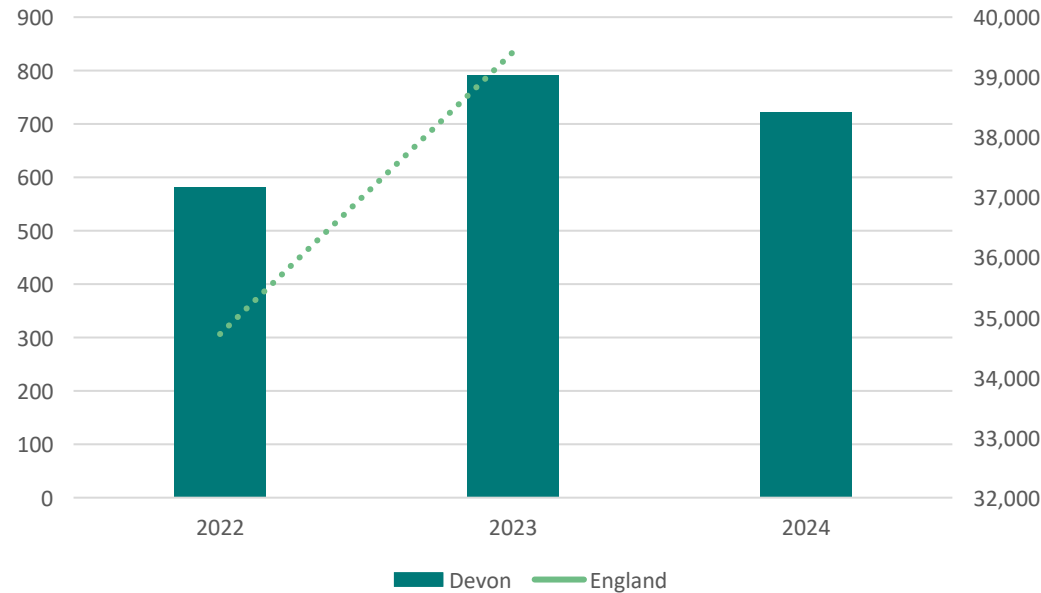
	2022	2023	2024
Devon	581	792	721
England	34,724	39,419	

There was a decrease in the number of plans being withdrawn and ceased



9%

decrease since 2023



Between 2023 and 2024 there was a decrease of 9% in plans being withdrawn or ceased. This resulted in 70 less plans being ceased. Between 2022-23 there was a 36% increase in plans being ceased.

235 (33%)
Plans Ceased for Females

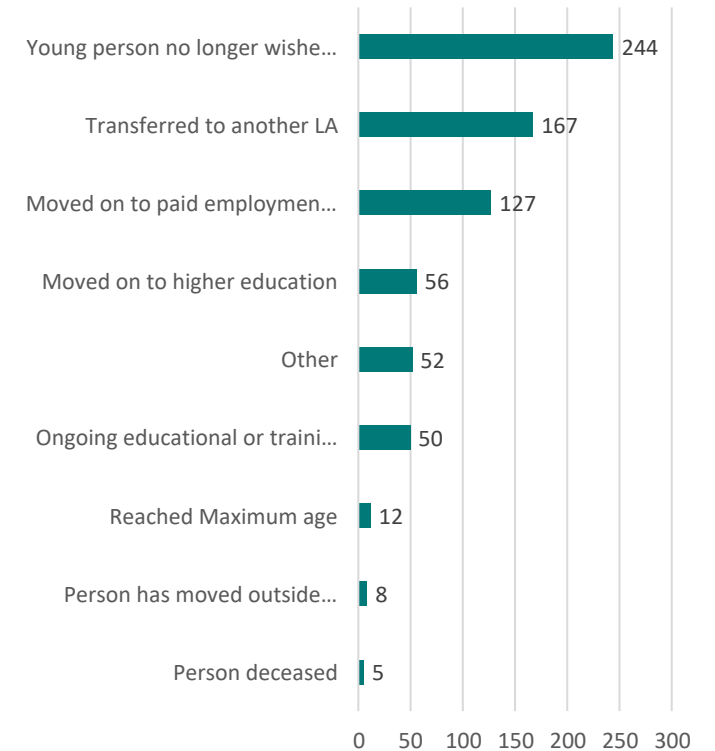
486 (67%)
Plans Ceased for Males

0 (0%)
Plans ceased for 0-4 year olds

56 (8%)
Plans Ceased for 5-11 year olds

93 (13%)
Plans Ceased for 12-16 year olds

572 (79%)
Plans Ceased for 16+ year olds



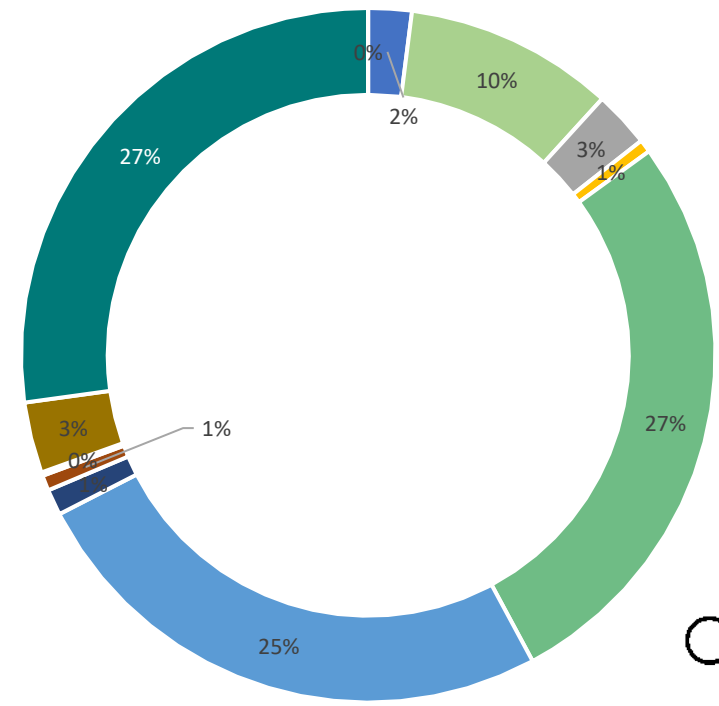
[Click here for further analysis](#)

	2023	2024	% Increase
'SPLD - Specific learning difficulty'	201	214	6.47%
'MLD - Moderate learning difficulty'	964	1032	7.05%
'SLD - Severe learning difficulty'	296	278	-6.08%
'PMLD - Profound & multiple learning difficulty'	65	64	-1.54%
'SEMH - Social, emotional and mental health'	2588	2874	11.05%
'SLCN - Speech, language and communication needs'	2330	2676	14.85%
'HI - Hearing impairment'	129	128	-0.78%
'VI - Visual impairment'	79	75	-5.06%
'MSI - Multi-sensory impairment'	16	18	12.50%
'PD - Physical disability'	369	349	-5.42%
'ASD - Autistic spectrum disorder'	2660	2876	8.12%
'DS - Down syndrome'		1	
'OTH - Other difficulty'	0	0	

There was a significant increase in the number of pupils with SLCN and SEMH as their primary Need



Between 2023 and 2024 there was an increase of 15% of plans where the primary need was SLCN this is an extra 346 plans. There was also an increase of 11% for SEMH this is an extra 286 plans



[Click here for further analysis](#)

- SPLD
- MLD
- SLD
- PMLD
- SEMH
- SLCN
- HI
- VI
- MSI
- PD
- ASD
- DS
- OTH



Year	Last Review	%
2021	5	0.06%
2022	40	0.45%
2023	897	9.99%
2024	7678	85.49%
2025	363	4.04%

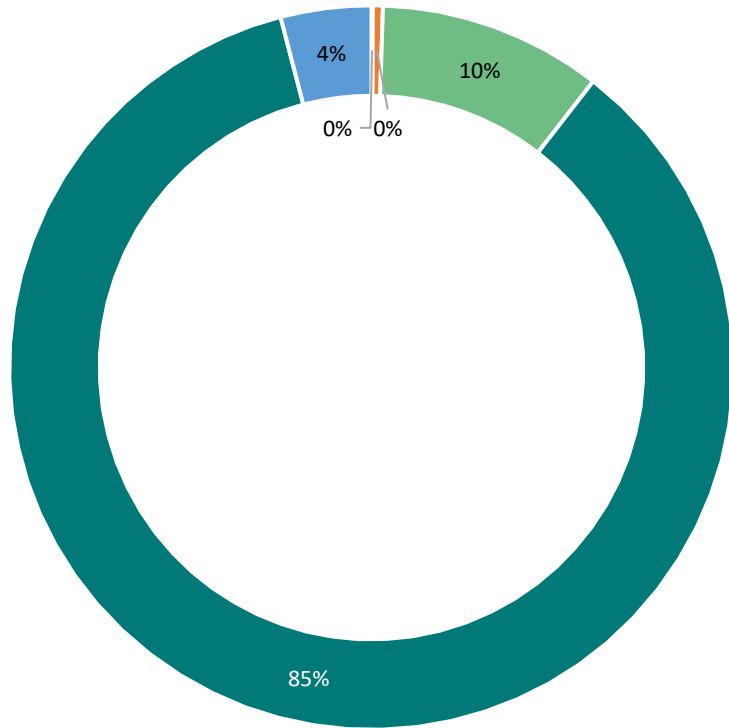


90%

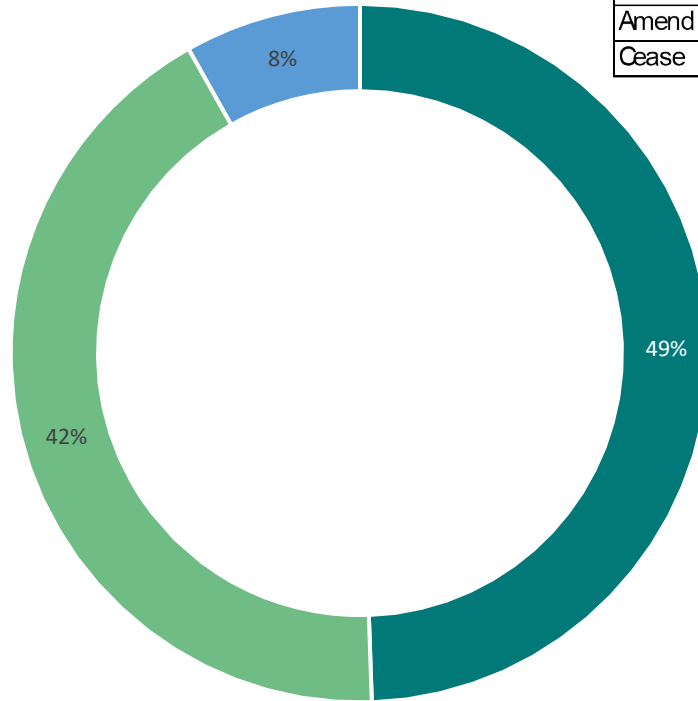
Last reviews took place 2024 or 2025

The SEN2 includes the date each plan was last reviewed up to the census date 16th Jan 2025. 89.53% of plans have a review which took place in within 2024 or 2025 Whilst 9.99% of plans have not been reviewed since 2023 with 0.45% of plans not being reviewed since 2022 and 0.06% since 2021

1554 plans have no review date of which 1381 were issued in 2024 or 2025 therefore a review is not yet required. The majority of the remaining are for pupils who have moved in where a review has not taken place.



■ 2021 ■ 2022 ■ 2023 ■ 2024 ■ 2025




■ Maintain ■ Amend ■ Cease

Outcome	Number	%
Maintain	4442	49.46%
Amend	3806	42.38%
Cease	733	8.16%

=

50%

Reviews had the outcome 'Maintain the plan'



42%

Reviews had the outcome 'Amend the plan'



8%

Reviews had the outcome 'Cease the plan'



[Click here for further analysis](#)