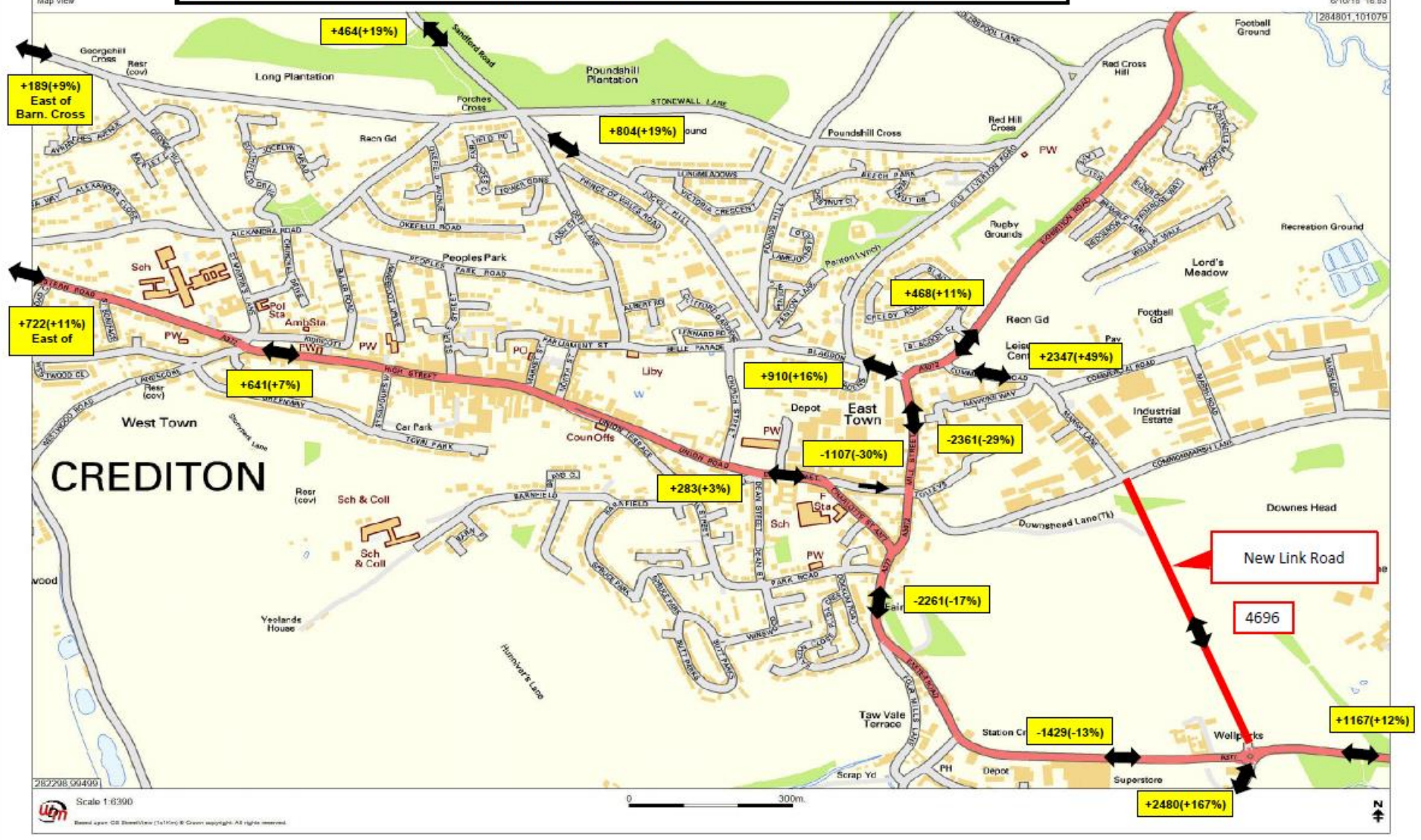


Crediton Link Road - 2-way changes in 12hr traffic flows between 2010 and 2015



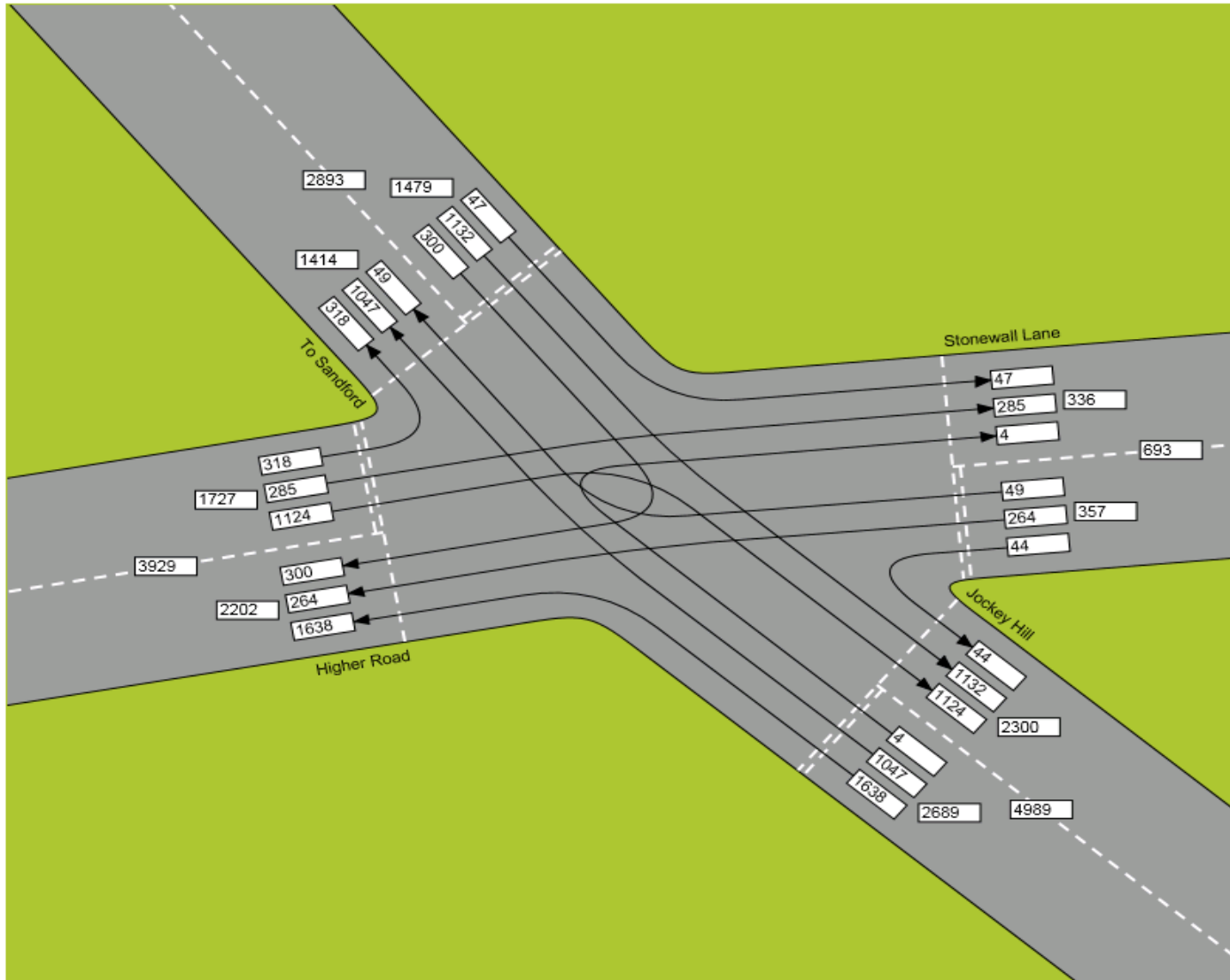
Jockey Hill May 25th 2010

Towards Junction								Away From Junction								Both Directions							
Period	Pedal Cycles	Motor Cycles	Cars & Taxis	Light Goods	Rigid HGV &	Buses & Coa	Total	Period	Pedal Cycles	Motor Cycles	Cars & Taxis	Light Goods	Rigid HGV &	Buses & Coa	Total	Period	Pedal Cycles	Motor Cycles	Cars & Taxis	Light Goods	Rigid HGV &	Buses & Coa	Total
07:00	0	0	15	1	0	0	16	07:00	0	0	32	1	1	0	34	07:00	0	0	47	2	1	0	50
07:15	0	0	22	1	2	0	25	07:15	0	0	33	0	1	0	34	07:15	0	0	55	1	3	0	59
07:30	0	0	24	0	2	0	26	07:30	1	0	52	0	1	0	54	07:30	1	0	76	0	3	0	80
07:45	0	0	36	0	1	0	37	07:45	0	2	67	0	0	0	69	07:45	0	2	103	0	1	0	106
08:00	0	2	21	0	1	0	24	08:00	0	0	65	0	0	0	65	08:00	0	2	86	0	1	0	89
08:15	2	0	39	0	1	0	42	08:15	0	0	56	2	3	1	62	08:15	2	0	95	2	4	1	104
08:30	3	0	61	0	0	0	64	08:30	1	0	48	0	1	1	51	08:30	4	0	109	0	1	1	115
08:45	0	1	31	0	0	0	32	08:45	0	1	87	0	0	4	92	08:45	0	2	118	0	0	4	124
09:00	0	0	40	0	2	0	42	09:00	0	0	51	0	4	0	55	09:00	0	0	91	0	6	0	97
09:15	0	0	41	2	2	0	45	09:15	0	0	49	0	0	0	49	09:15	0	0	90	2	2	0	94
09:30	0	0	36	0	2	0	38	09:30	0	0	32	0	1	0	33	09:30	0	0	68	0	3	0	71
09:45	1	1	34	0	2	0	38	09:45	0	0	34	1	0	0	35	09:45	1	1	68	1	2	0	73
10:00	0	0	41	1	0	0	42	10:00	0	0	46	0	3	1	50	10:00	0	0	87	1	3	1	92
10:15	0	1	40	0	0	0	41	10:15	0	0	32	0	0	1	33	10:15	0	1	72	0	0	1	74
10:30	0	0	33	0	0	0	33	10:30	0	1	24	0	1	0	26	10:30	0	1	57	0	1	0	59
10:45	0	3	42	0	0	1	46	10:45	0	0	38	0	1	0	39	10:45	0	3	80	0	1	1	85
11:00	0	0	42	0	2	0	44	11:00	0	0	26	0	1	1	28	11:00	0	0	68	0	3	1	72
11:15	0	0	34	0	1	0	35	11:15	0	1	35	0	0	0	36	11:15	0	1	69	0	1	0	71
11:30	0	0	47	1	1	0	49	11:30	1	0	34	1	3	0	39	11:30	1	0	81	2	4	0	88
11:45	0	1	46	3	2	1	53	11:45	1	0	28	0	2	0	31	11:45	1	1	74	3	4	1	84
12:00	0	1	34	0	0	0	35	12:00	0	1	37	0	0	1	39	12:00	0	2	71	0	0	1	74
12:15	0	0	39	0	0	0	39	12:15	0	0	19	0	1	0	20	12:15	0	0	58	0	1	0	59
12:30	0	0	48	1	0	0	49	12:30	0	0	36	0	2	0	38	12:30	0	0	84	1	2	0	87
12:45	0	0	48	2	0	1	51	12:45	0	0	31	0	2	0	33	12:45	0	0	79	2	2	1	84
13:00	0	1	34	2	4	0	41	13:00	1	0	26	0	1	0	28	13:00	1	1	60	2	5	0	69
13:15	0	0	42	0	0	0	42	13:15	0	0	32	0	3	0	35	13:15	0	0	74	0	3	0	77
13:30	0	0	38	0	1	0	39	13:30	0	0	29	0	0	0	29	13:30	0	0	67	0	1	0	68
13:45	0	0	42	0	0	0	42	13:45	0	0	28	0	1	0	29	13:45	0	0	70	0	1	0	71
14:00	0	0	33	1	2	0	36	14:00	0	0	29	0	1	1	31	14:00	0	0	62	1	3	1	67
14:15	1	1	40	0	0	0	42	14:15	0	0	35	0	2	0	37	14:15	1	1	75	0	2	0	79
14:30	1	1	41	0	0	0	43	14:30	0	0	32	0	0	0	32	14:30	1	1	73	0	0	0	75
14:45	1	1	43	0	0	1	46	14:45	0	1	30	0	1	0	32	14:45	1	2	73	0	1	1	78
15:00	0	1	52	0	0	1	54	15:00	0	0	30	0	1	1	32	15:00	0	1	82	0	1	2	86
15:15	0	0	57	0	0	1	58	15:15	0	0	30	1	0	0	31	15:15	0	0	87	1	0	1	89
15:30	0	0	52	3	1	2	58	15:30	0	1	44	3	2	0	50	15:30	0	1	96	6	3	2	108
15:45	0	1	46	0	0	1	48	15:45	2	0	45	0	1	0	48	15:45	2	1	91	0	1	1	96
16:00	0	1	48	0	1	0	50	16:00	0	0	36	0	0	1	37	16:00	0	1	84	0	1	1	87
16:15	0	0	52	0	0	0	52	16:15	0	0	40	0	0	1	41	16:15	0	0	92	0	0	1	93
16:30	0	2	74	0	0	2	78	16:30	0	1	30	0	0	0	31	16:30	0	3	104	0	0	2	109
16:45	0	0	82	0	0	0	82	16:45	0	0	40	0	0	0	40	16:45	0	0	122	0	0	0	122
17:00	1	4	117	0	0	0	122	17:00	0	0	32	1	0	1	34	17:00	1	4	149	1	0	1	156
17:15	0	2	67	0	1	1	71	17:15	0	1	28	1	1	0	31	17:15	0	3	95	1	2	1	102
17:30	0	1	82	0	1	0	84	17:30	0	0	36	0	0	0	36	17:30	0	1	118	0	1	0	120
17:45	1	2	96	0	0	0	99	17:45	0	0	29	0	1	0	30	17:45	1	2	125	0	1	0	129
18:00	0	0	66	0	0	0	66	18:00	1	0	32	1	0	0	34	18:00	1	0	98	1	0	0	100
18:15	1	0	51	0	0	0	52	18:15	0	0	20	0	0	0	20	18:15	1	0	71	0	0	0	72
18:30	0	0	59	0	0	0	59	18:30	0	0	24	0	0	0	24	18:30	0	0	83	0	0	0	83
18:45	0	0	32	0	0	0	32	18:45	0	0	26	0	0	0	26	18:45	0	0	58	0	0	0	58
Total	12	28	2240	18	32	12	2342	Total	8	10	1755	12	43	15	1843	Total	20	38	3995	30	75	27	4185

Jockey Hill May 21st 2015																									
Towards Junction								Away From Junction								Both Directions								Change 2010-2015	% change since 2010
Period	Pedal Cycle	Motorcycle	Car	OGV	HGV	PSV	Total	Period	Pedal Cycle	Motorcycle	Car	OGV	HGV	PSV	Total	Period	Pedal Cycle	Motorcycle	Car	OGV	HGV	PSV	Total		
07:00	1	0	19	0	1	0	21	07:00	0	0	29	0	0	0	29	07:00	1	0	48	0	1	0	50	0	0
07:15	0	0	13	0	1	0	14	07:15	0	2	47	1	1	0	51	07:15	0	2	60	1	2	0	65	6	10
07:30	1	0	17	1	0	0	19	07:30	1	4	70	1	0	0	76	07:30	2	4	87	2	0	0	95	15	19
07:45	0	0	25	0	1	0	26	07:45	0	1	103	0	1	0	105	07:45	0	1	128	0	2	0	131	25	24
08:00	0	0	34	0	0	0	34	08:00	0	0	72	1	0	1	74	08:00	0	0	106	1	0	1	108	19	21
08:15	0	1	50	2	0	0	53	08:15	0	0	92	1	1	0	94	08:15	0	1	142	3	1	0	147	43	41
08:30	0	0	57	1	0	0	58	08:30	0	1	88	0	0	0	89	08:30	0	1	145	1	0	0	147	32	28
08:45	0	0	71	0	0	0	71	08:45	0	0	95	0	1	0	96	08:45	0	0	166	0	1	0	167	43	35
09:00	0	0	39	0	1	0	40	09:00	0	1	75	1	2	0	79	09:00	0	1	114	1	3	0	119	22	23
09:15	0	0	42	0	0	0	42	09:15	1	0	62	0	0	0	63	09:15	1	0	104	0	0	0	105	11	12
09:30	0	1	26	0	0	0	27	09:30	0	1	44	0	3	1	49	09:30	0	2	70	0	3	1	76	5	7
09:45	0	0	32	1	0	0	33	09:45	0	0	44	0	3	0	47	09:45	0	0	76	1	3	0	80	7	10
10:00	0	0	33	1	0	0	34	10:00	0	0	67	0	1	0	68	10:00	0	0	100	1	1	0	102	10	11
10:15	0	0	41	0	1	0	42	10:15	0	0	45	0	1	0	46	10:15	0	0	86	0	2	0	88	14	19
10:30	1	0	40	0	1	0	42	10:30	0	0	42	0	0	0	42	10:30	1	0	82	0	1	0	84	25	42
10:45	0	0	42	0	0	0	42	10:45	0	0	49	0	0	0	49	10:45	0	0	91	0	0	0	91	6	7
11:00	0	0	45	0	1	0	46	11:00	0	0	31	0	1	0	32	11:00	0	0	76	0	2	0	78	6	8
11:15	0	0	47	0	0	0	47	11:15	0	0	37	0	0	0	37	11:15	0	0	84	0	0	0	84	13	18
11:30	0	0	49	0	2	0	51	11:30	0	1	45	0	1	1	48	11:30	0	1	94	0	3	1	99	11	13
11:45	0	1	58	0	0	0	59	11:45	0	0	34	0	0	3	37	11:45	0	1	92	0	0	3	96	12	14
12:00	0	0	62	0	1	0	63	12:00	0	1	31	0	1	0	33	12:00	0	1	93	0	2	0	96	22	30
12:15	0	1	45	0	0	1	47	12:15	1	1	49	0	0	0	51	12:15	1	2	94	0	0	1	98	39	66
12:30	0	0	42	0	0	0	42	12:30	0	1	42	0	1	1	45	12:30	0	1	84	0	1	1	87	0	0
12:45	0	0	58	0	1	1	60	12:45	0	0	38	0	1	0	39	12:45	0	0	96	0	2	1	99	15	18
13:00	0	0	42	0	0	0	42	13:00	0	1	34	0	2	0	37	13:00	0	1	76	0	2	0	79	10	14
13:15	0	1	36	0	0	0	37	13:15	0	0	24	0	1	0	25	13:15	0	1	60	0	1	0	62	-15	-19
13:30	0	0	43	0	2	0	45	13:30	0	0	37	0	0	0	37	13:30	0	0	80	0	2	0	82	14	21
13:45	0	0	56	0	3	0	59	13:45	0	0	30	1	1	0	32	13:45	0	0	86	1	4	0	91	20	28
14:00	0	0	62	0	1	1	64	14:00	0	0	40	0	1	0	41	14:00	0	0	102	0	2	1	105	38	57
14:15	0	0	50	0	2	0	52	14:15	0	0	34	0	0	0	34	14:15	0	0	84	0	2	0	86	7	9
14:30	0	1	49	1	0	0	51	14:30	0	0	35	0	0	1	36	14:30	0	1	84	1	0	1	87	12	16
14:45	0	1	52	0	1	0	54	14:45	0	1	29	0	1	0	31	14:45	0	2	81	0	2	0	85	7	9
15:00	0	0	58	0	0	0	58	15:00	0	0	33	0	2	0	35	15:00	0	0	91	0	2	0	93	7	8
15:15	0	0	69	0	0	0	69	15:15	0	0	34	1	1	0	36	15:15	0	0	103	1	1	0	105	16	18
15:30	0	0	62	0	0	1	63	15:30	0	0	50	0	1	0	51	15:30	0	0	112	0	1	1	114	6	6
15:45	0	1	77	0	1	0	79	15:45	1	0	46	0	1	0	48	15:45	1	1	123	0	2	0	127	31	32
16:00	0	0	75	0	1	0	76	16:00	0	0	47	0	0	0	47	16:00	0	0	122	0	1	0	123	36	41
16:15	1	0	76	0	1	0	78	16:15	0	0	44	0	0	0	44	16:15	1	0	120	0	1	0	122	29	31
16:30	0	1	93	0	1	1	96	16:30	0	0	39	1	1	0	41	16:30	0	1	132	1	2	1	137	28	26
16:45	1	0	72	0	2	0	75	16:45	0	0	38	0	0	0	38	16:45	1	0	110	0	2	0	113	-9	-7
17:00	1	2	97	0	2	0	102	17:00	0	0	41	0	0	0	41	17:00	1	2	138	0	2	0	143	-13	-8
17:15	0	3	117	1	1	0	122	17:15	0	2	43	0	2	0	47	17:15	0	5	160	1	3	0	169	67	66
17:30	0	0	102	0	0	0	102	17:30	0	0	49	0	0	0	49	17:30	0	0	151	0	0	0	151	31	26
17:45	0	0	74	1	0	0	75	17:45	0	2	46	0	0	0	48	17:45	0	2	120	1	0	0	123	-6	-5
18:00	1	0	84	0	0	0	85	18:00	0	0	33	0	0	0	33	18:00	1	0	117	0	0	0	118	18	18
18:15	0	0	77	0	1	0	78	18:15	1	0	36	0	1	0	38	18:15	1	0	113	0	2	0	116	44	61
18:30	0	1	55	0	0	0	56	18:30	0	0	18	0	0	0	18	18:30	0	1	73	0	0	0	74	-9	-11
18:45	0	11	45	2	0	0	58	18:45	0	0	33	0	1	0	34	18:45	0	11	78	2	1	0	92	34	59
Total	7	26	2610	11	30	5	2689	Total	5	20	2224	8	35	8	2300	Total	12	46	4834	19	65	13	4989	804	19

Diagram

_SURVEY - 000000500860 - C475, Forches Cross, Crediton Site G - Thursday, May 21, 2015



Time Period:

- All times
- AM Peak: 08:15 - 09:15
- PM Peak: 17:00 - 18:00
- 12 hr: 07:00 - 19:00
- Custom: -

Classes:

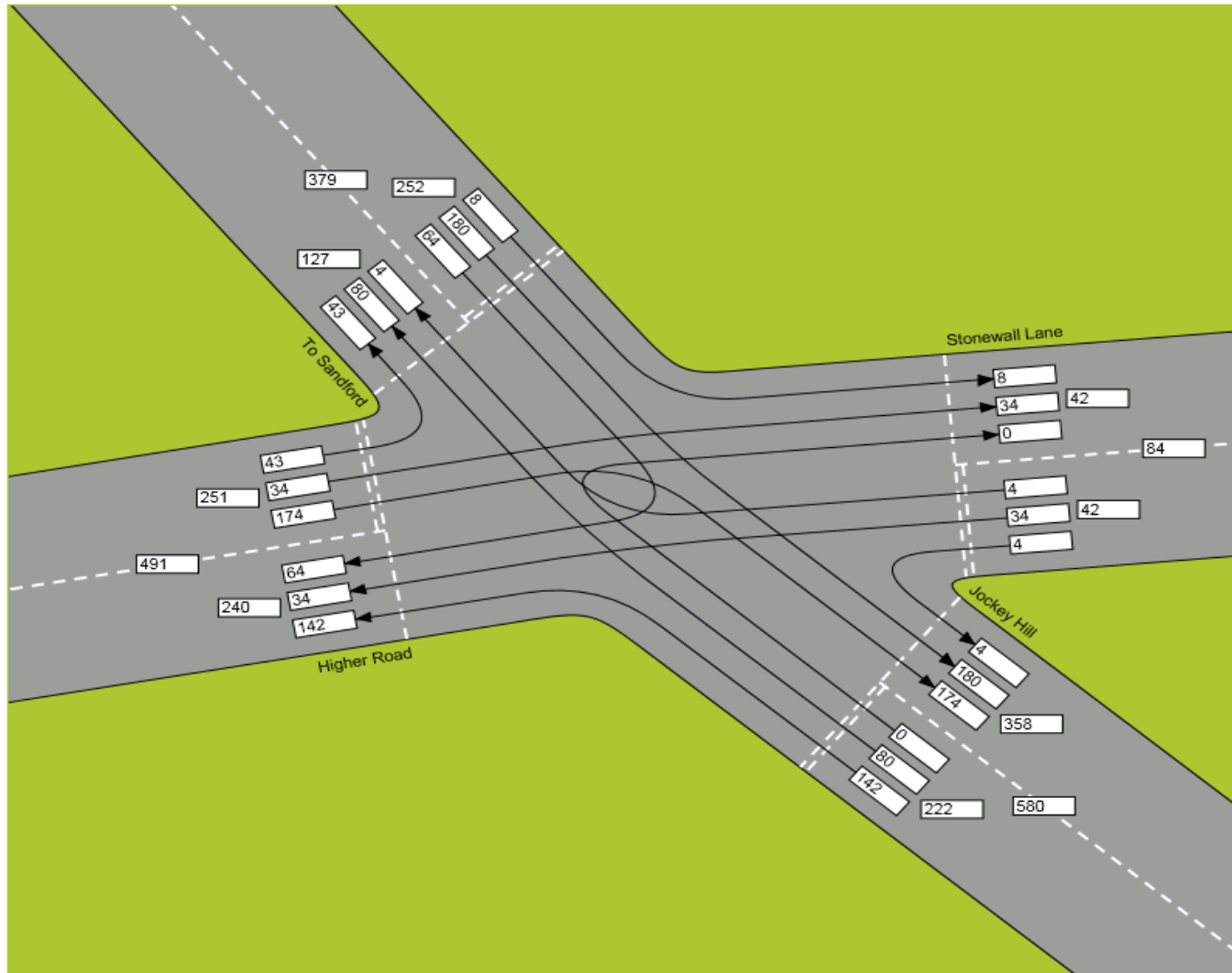
- Pedal Cycle
- Motorcycle
- Car
- OGV
- HGV
- PSV

All - None - Toggle

Edit Arms

Diagram

_SURVEY - 000000500860 - C475, Forches Cross, Crediton Site G - Thursday, May 21, 2015



Time Period:

- All times
- AM Peak: 08:15 - 09:15
- PM Peak: 17:00 - 18:00
- 12 hr: 07:00 - 19:00
- Custom: -

Classes:

- Pedal Cycle
- Motorcycle
- Car
- OGV
- HGV
- PSV

All - None - Toggle

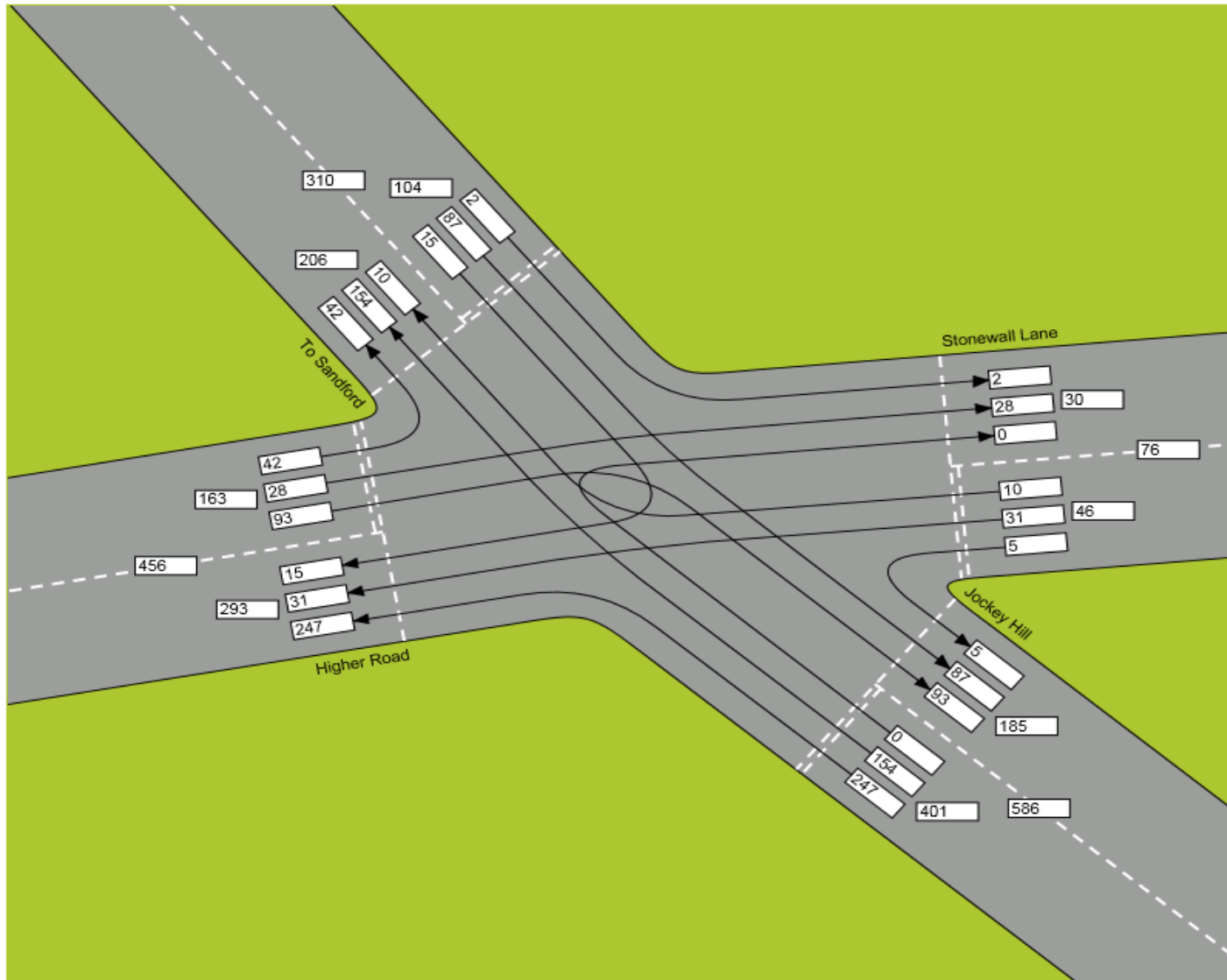
Edit Arms

Data prepared by Drakewell Cloud Hosting (Powered by C2-CLOUD) June 30, 2016 2:43:31 PM.

C2-Cloud Traffic Data ©2003-2016 Drakewell Ltd.

Diagram

_SURVEY - 00000500860 - C475, Forches Cross, Crediton Site G - Thursday, May 21, 2015



Time Period:

- All times
- AM Peak: 08:15 - 09:15
- PM Peak: 17:00 - 18:00
- 12 hr: 07:00 - 19:00
- Custom: -

Classes:

- Pedal Cycle
- Motorcycle
- Car
- OGV
- HGV
- PSV

All - None - Toggle

Edit Arms